

Arizona Department of Education
Child Nutrition Program

NSLP

SFSP

ADE Home

National School Lunch Program - NSLP

Applications

Claims

CNP Overview

You are logged in as Shawn Medford

Claims

Meal Service Summary

[? Help](#) | [Logoff](#)You are in [NSLP Home](#) > [NSLP Claims Index](#) > Meal Service Summary

Calendar Year:

2023



Month:

May



Catalina Foothills Unified District (10-02-16)

Accurate as of 6/12/2023 8:51:22 AM

2023 May

Meal	Count	Rate	Amount
Breakfast			
Free Meals Served	775	2.2600	\$ 1,751.50
Reduced-Price Meals Served	227	1.9600	444.92
Paid Meals Served	2,554	0.5000	1,277.00
Add-On for Reduced-Price Meal Subsidy	227	0.3000	68.10
Total:			\$ 3,541.52
Lunch			
Free Meals Served	3,660	4.3300	\$ 15,847.80
Reduced-Price Meals Served	1,040	3.9300	4,087.20
Paid Meals Served	21,057	0.7700	16,213.89
Add-On for Menu Certification	25,757	0.0800	2,060.56
Add-On for Reduced-Price Meal Subsidy	1,040	0.4000	416.00
Total:			\$ 38,625.45
Month Total:			\$ 42,166.97



Arizona Department of Education

Child Nutrition Program

NSLP

SFSP

ADE Home

National School Lunch Program - NSLP

[Applications](#)[Claims](#)[CNP Overview](#)

You are logged in as Shawn Medford

Claims

Site Meal Service Summary

[? Help](#) | [Logoff](#)You are in [NSLP Home](#) > [NSLP Claims Index](#) > Site Meal Service Summary

Calendar Year:

2023



Month:

May



Canyon View Elementary School (10-02-16-104)

Sponsored by Catalina Foothills Unified District (10-02-16)

Accurate as of 6/12/2023 9:00:28 AM

2023 May

Original

Meal	Count	Rate	Amount
Breakfast			
Free Meals Served	103	2.2600	\$ 232.78
Reduced-Price Meals Served	46	1.9600	90.16
Paid Meals Served	282	0.5000	141.00
Add-On for Reduced-Price Meal Subsidy	46	0.3000	13.80
Total:			\$ 477.74
Lunch			
Free Meals Served	397	4.3300	\$ 1,719.01
Reduced-Price Meals Served	217	3.9300	852.81
Paid Meals Served	1,705	0.7700	1,312.85
Add-On for Menu Certification	2,319	0.0800	185.52
Add-On for Reduced-Price Meal Subsidy	217	0.4000	86.80
Total:			\$ 4,156.99
Claim Total:			\$ 4,634.73



Arizona Department of Education

Child Nutrition Program

NSLP

SFSP

ADE Home

National School Lunch Program - NSLP

[Applications](#) [Claims](#) [CNP Overview](#)

You are logged in as Shawn Medford

Claims

Site Meal Service Summary

[Help](#) | [Logoff](#)You are in [NSLP Home](#) > [NSLP Claims Index](#) > Site Meal Service SummaryCalendar Year:
Month:

Catalina Foothills High School (10-02-16-206)

Sponsored by Catalina Foothills Unified District (10-02-16)

Accurate as of 6/12/2023 9:01:01 AM

2023 May

Original

Meal	Count	Rate	Amount
Breakfast			
Free Meals Served	235	2.2600	\$ 531.10
Reduced-Price Meals Served	82	1.9600	160.72
Paid Meals Served	404	0.5000	202.00
Add-On for Reduced-Price Meal Subsidy	82	0.3000	24.60
Total:			\$ 918.42
Lunch			
Free Meals Served	1,481	4.3300	\$ 6,412.73
Reduced-Price Meals Served	411	3.9300	1,615.23
Paid Meals Served	7,950	0.7700	6,121.50
Add-On for Menu Certification	9,842	0.0800	787.36
Add-On for Reduced-Price Meal Subsidy	411	0.4000	164.40
Total:			\$ 15,101.22
Claim Total:			\$ 16,019.64



NSLP

SFSP

ADE Home

National School Lunch Program - NSLP

[Applications](#) [Claims](#) [CNP Overview](#)

You are logged in as Shawn Medford

Claims

Site Meal Service Summary

[? Help](#) | [Logoff](#)You are in [NSLP Home](#) > [NSLP Claims Index](#) > Site Meal Service SummaryCalendar Year:
Month: **Esperero Canyon Middle School (10-02-16-107)** Sponsored by Catalina Foothills Unified District (10-02-16)
Accurate as of 6/12/2023 9:01:13 AM

2023 May

Original

Meal	Count	Rate	Amount
Breakfast			
Free Meals Served	29	2.2600	\$ 65.54
Reduced-Price Meals Served	2	1.9600	3.92
Paid Meals Served	52	0.5000	26.00
Add-On for Reduced-Price Meal Subsidy	2	0.3000	0.60
Total:			\$ 96.06
Lunch			
Free Meals Served	299	4.3300	\$ 1,294.67
Reduced-Price Meals Served	63	3.9300	247.59
Paid Meals Served	1,600	0.7700	1,232.00
Add-On for Menu Certification	1,962	0.0800	156.96
Add-On for Reduced-Price Meal Subsidy	63	0.4000	25.20
Total:			\$ 2,956.42
Claim Total:			\$ 3,052.48



NSLP

SFSP

ADE Home

National School Lunch Program - NSLP

[Applications](#)[Claims](#)[CNP Overview](#)

You are logged in as Shawn Medford

Claims

Site Meal Service Summary

[? Help](#) | [Logoff](#)You are in [NSLP Home](#) > [NSLP Claims Index](#) > Site Meal Service Summary

Calendar Year:

2023



Month:

May



Manzanita School (10-02-16-102)

Sponsored by Catalina Foothills Unified District (10-02-16)

Accurate as of 6/12/2023 9:02:01 AM

2023 May

Original

Meal	Count	Rate	Amount
Breakfast			
Free Meals Served	148	2.2600	\$ 334.48
Reduced-Price Meals Served	71	1.9600	139.16
Paid Meals Served	451	0.5000	225.50
Add-On for Reduced-Price Meal Subsidy	71	0.3000	21.30
Total:			\$ 720.44
Lunch			
Free Meals Served	359	4.3300	\$ 1,554.47
Reduced-Price Meals Served	119	3.9300	467.67
Paid Meals Served	3,094	0.7700	2,382.38
Add-On for Menu Certification	3,572	0.0800	285.76
Add-On for Reduced-Price Meal Subsidy	119	0.4000	47.60
Total:			\$ 4,737.88
Claim Total:			\$ 5,458.32



NSLP

SFSP

ADE Home

National School Lunch Program - NSLP

[Applications](#) [Claims](#) [CNP Overview](#)

You are logged in as Shawn Medford

Claims

Site Meal Service Summary

[? Help](#) | [Logoff](#)You are in [NSLP Home](#) > [NSLP Claims Index](#) > Site Meal Service SummaryCalendar Year:
Month:

Orange Grove Middle School (10-02-16-103)

Sponsored by Catalina Foothills Unified District (10-02-16)

Accurate as of 6/12/2023 9:02:52 AM

2023 May

Original

Meal	Count	Rate	Amount
Breakfast			
Free Meals Served	25	2.2600	\$ 56.50
Reduced-Price Meals Served	0	1.9600	0.00
Paid Meals Served	94	0.5000	47.00
Add-On for Reduced-Price Meal Subsidy	0	0.3000	0.00
Total:			\$ 103.50
Lunch			
Free Meals Served	248	4.3300	\$ 1,073.84
Reduced-Price Meals Served	24	3.9300	94.32
Paid Meals Served	1,659	0.7700	1,277.43
Add-On for Menu Certification	1,931	0.0800	154.48
Add-On for Reduced-Price Meal Subsidy	24	0.4000	9.60
Total:			\$ 2,609.67
Claim Total:			\$ 2,713.17



Arizona Department of Education

Child Nutrition Program

NSLP

SFSP

ADE Home

National School Lunch Program - NSLP

[Applications](#)[Claims](#)[CNP Overview](#)

You are logged in as Shawn Medford

Claims

Site Meal Service Summary

[? Help](#) | [Logoff](#)You are in [NSLP Home](#) > [NSLP Claims Index](#) > Site Meal Service Summary

Calendar Year:

2023



Month:

May



Sunrise Drive Elementary School (10-02-16-101)

Sponsored by Catalina Foothills Unified District (10-02-16)

Accurate as of 6/12/2023 9:03:08 AM

2023 May

Original

Meal	Count	Rate	Amount
Breakfast			
Free Meals Served	102	2.2600	\$ 230.52
Reduced-Price Meals Served	26	1.9600	50.96
Paid Meals Served	659	0.5000	329.50
Add-On for Reduced-Price Meal Subsidy	26	0.3000	7.80
Total:			\$ 618.78
Lunch			
Free Meals Served	485	4.3300	\$ 2,100.05
Reduced-Price Meals Served	148	3.9300	581.64
Paid Meals Served	2,765	0.7700	2,129.05
Add-On for Menu Certification	3,398	0.0800	271.84
Add-On for Reduced-Price Meal Subsidy	148	0.4000	59.20
Total:			\$ 5,141.78
Claim Total:			\$ 5,760.56

Arizona Department of Education
Child Nutrition Program

NSLP

SFSP

ADE Home

National School Lunch Program - NSLP[Applications](#)[Claims](#)[CNP Overview](#)

You are logged in as Shawn Medford

Claims

Site Meal Service Summary

[? Help](#) | [→ Logoff](#)You are in [NSLP Home](#) > [NSLP Claims Index](#) > Site Meal Service SummaryCalendar Year:
Month:

Ventana Vista Elementary School (10-02-16-108)

Sponsored by Catalina Foothills Unified District
(10-02-16)

Accurate as of 6/12/2023 9:03:24 AM

2023 May

Original

Meal	Count	Rate	Amount
Breakfast			
Free Meals Served	133	2.2600	\$ 300.58
Reduced-Price Meals Served	0	1.9600	0.00
Paid Meals Served	612	0.5000	306.00
Add-On for Reduced-Price Meal Subsidy	0	0.3000	0.00
Total:			\$ 606.58
Lunch			
Free Meals Served	391	4.3300	\$ 1,693.03
Reduced-Price Meals Served	58	3.9300	227.94
Paid Meals Served	2,284	0.7700	1,758.68
Add-On for Menu Certification	2,733	0.0800	218.64
Add-On for Reduced-Price Meal Subsidy	58	0.4000	23.20
Total:			\$ 3,921.49
Claim Total:			\$ 4,528.07



Claims

Meal Service Summary

[?](#) Help | [→](#) LogoffYou are in [NSLP Home](#) > [NSLP Claims Index](#) > Meal Service SummaryCalendar Year:
Month:

Catalina Foothills Unified District (10-02-16)

Accurate as of 5/9/2023 11:30:05 AM

2023 April

Meal	Count	Rate	Amount
Breakfast			
Free Meals Served	731	2.2600	\$ 1,652.06
Reduced-Price Meals Served	243	1.9600	476.28
Paid Meals Served	2,593	0.5000	1,296.50
Add-On for Reduced-Price Meal Subsidy	243	0.3000	72.90
Total:			\$ 3,497.74
Lunch			
Free Meals Served	3,956	4.3300	\$ 17,129.48
Reduced-Price Meals Served	1,234	3.9300	4,849.62
Paid Meals Served	23,827	0.7700	18,346.79
Add-On for Menu Certification	29,017	0.0800	2,321.36
Add-On for Reduced-Price Meal Subsidy	1,234	0.4000	493.60
Total:			\$ 43,140.85
Month Total:			\$ 46,638.59



NSLP

SFSP

ADE Home

National School Lunch Program - NSLP[Applications](#) [Claims](#) [CNP Overview](#)

You are logged in as Shawn Medford

Claims

Site Meal Service Summary

[? Help](#) | [Logoff](#)You are in [NSLP Home](#) > [NSLP Claims Index](#) > Site Meal Service SummaryCalendar Year:
Month:

Canyon View Elementary School (10-02-16-104)

Sponsored by Catalina Foothills Unified District (10-02-16)

Accurate as of 5/9/2023 11:30:51 AM

2023 April

Original

Meal	Count	Rate	Amount
Breakfast			
Free Meals Served	126	2.2600	\$ 284.76
Reduced-Price Meals Served	87	1.9600	170.52
Paid Meals Served	415	0.5000	207.50
Add-On for Reduced-Price Meal Subsidy	87	0.3000	26.10
Total:			\$ 688.88
Lunch			
Free Meals Served	407	4.3300	\$ 1,762.31
Reduced-Price Meals Served	250	3.9300	982.50
Paid Meals Served	1,899	0.7700	1,462.23
Add-On for Menu Certification	2,556	0.0800	204.48
Add-On for Reduced-Price Meal Subsidy	250	0.4000	100.00
Total:			\$ 4,511.52
Claim Total:			\$ 5,200.40

Arizona Department of Education
Child Nutrition Program

NSLP

SFSP

ADE Home

National School Lunch Program - NSLP

[Applications](#) [Claims](#) [CNP Overview](#)

You are logged in as Shawn Medford

Claims

Site Meal Service Summary

[Help](#) | [Logoff](#)You are in [NSLP Home](#) > [NSLP Claims Index](#) > Site Meal Service SummaryCalendar Year:
Month:

Catalina Foothills High School (10-02-16-206)

Sponsored by Catalina Foothills Unified District (10-02-16)

Accurate as of 5/9/2023 11:31:01 AM

2023 April

Original

Meal	Count	Rate	Amount
Breakfast			
Free Meals Served	215	2.2600	\$ 485.90
Reduced-Price Meals Served	70	1.9600	137.20
Paid Meals Served	387	0.5000	193.50
Add-On for Reduced-Price Meal Subsidy	70	0.3000	21.00
Total:			\$ 837.60
Lunch			
Free Meals Served	1,633	4.3300	\$ 7,070.89
Reduced-Price Meals Served	529	3.9300	2,078.97
Paid Meals Served	9,451	0.7700	7,277.27
Add-On for Menu Certification	11,613	0.0800	929.04
Add-On for Reduced-Price Meal Subsidy	529	0.4000	211.60
Total:			\$ 17,567.77
Claim Total:			\$ 18,405.37



Arizona Department of Education
Child Nutrition Program

NSLP SFSP ADE Home

National School Lunch Program - NSLP

Applications Claims **CNP Overview**

You are logged in as Shawn Medford

Claims

Site Meal Service Summary

[? Help](#) | [Logoff](#)You are in [NSLP Home](#) > [NSLP Claims Index](#) > Site Meal Service Summary

Calendar Year:
Month:

Esperero Canyon Middle School (10-02-16-107) Sponsored by Catalina Foothills Unified District (10-02-16)
Accurate as of 5/9/2023 11:31:12 AM

2023 April

Original

Meal	Count	Rate	Amount
Breakfast			
Free Meals Served	33	2.2600	\$ 74.58
Reduced-Price Meals Served	2	1.9600	3.92
Paid Meals Served	60	0.5000	30.00
Add-On for Reduced-Price Meal Subsidy	2	0.3000	0.60
Total:			\$ 109.10
Lunch			
Free Meals Served	313	4.3300	\$ 1,355.29
Reduced-Price Meals Served	66	3.9300	259.38
Paid Meals Served	1,829	0.7700	1,408.33
Add-On for Menu Certification	2,208	0.0800	176.64
Add-On for Reduced-Price Meal Subsidy	66	0.4000	26.40
Total:			\$ 3,226.04
Claim Total:			\$ 3,335.14



NSLP

SFSP

ADE Home

National School Lunch Program - NSLP[Applications](#) | [Claims](#) | [CNP Overview](#)

You are logged in as Shawn Medford

Claims

Site Meal Service Summary

[? Help](#) | [→ Logoff](#)You are in [NSLP Home](#) > [NSLP Claims Index](#) > Site Meal Service SummaryCalendar Year:
Month:

Manzanita School (10-02-16-102)

Sponsored by Catalina Foothills Unified District (10-02-16)
Accurate as of 5/9/2023 11:31:22 AM

2023 April

Original

Meal	Count	Rate	Amount
Breakfast			
Free Meals Served	117	2.2600	\$ 264.42
Reduced-Price Meals Served	36	1.9600	70.56
Paid Meals Served	422	0.5000	211.00
Add-On for Reduced-Price Meal Subsidy	36	0.3000	10.80
Total:			\$ 556.78
Lunch			
Free Meals Served	398	4.3300	\$ 1,723.34
Reduced-Price Meals Served	134	3.9300	526.62
Paid Meals Served	3,357	0.7700	2,584.89
Add-On for Menu Certification	3,889	0.0800	311.12
Add-On for Reduced-Price Meal Subsidy	134	0.4000	53.60
Total:			\$ 5,199.57
Claim Total:			\$ 5,756.35



NSLP

SFSP

ADE Home

National School Lunch Program - NSLP[Applications](#) | [Claims](#) | [CNP Overview](#)

You are logged in as Shawn Medford

Claims

Site Meal Service Summary

[Help](#) | [Logoff](#)You are in [NSLP Home](#) > [NSLP Claims Index](#) > Site Meal Service SummaryCalendar Year:
Month:

Orange Grove Middle School (10-02-16-103)

Sponsored by Catalina Foothills Unified District (10-02-16)

Accurate as of 5/9/2023 11:31:34 AM

2023 April

Original

Meal	Count	Rate	Amount
Breakfast			
Free Meals Served	17	2.2600	\$ 38.42
Reduced-Price Meals Served	1	1.9600	1.96
Paid Meals Served	71	0.5000	35.50
Add-On for Reduced-Price Meal Subsidy	1	0.3000	0.30
Total:			\$ 76.18
Lunch			
Free Meals Served	289	4.3300	\$ 1,251.37
Reduced-Price Meals Served	33	3.9300	129.69
Paid Meals Served	1,796	0.7700	1,382.92
Add-On for Menu Certification	2,118	0.0800	169.44
Add-On for Reduced-Price Meal Subsidy	33	0.4000	13.20
Total:			\$ 2,946.62
Claim Total:			\$ 3,022.80

Arizona Department of Education
Child Nutrition Program

NSLP

SFSP

ADE Home

National School Lunch Program - NSLP

[Applications](#) [Claims](#) [CNP Overview](#)

You are logged in as Shawn Medford

Claims

Site Meal Service Summary

[? Help](#) | [Logoff](#)You are in [NSLP Home](#) > [NSLP Claims Index](#) > Site Meal Service Summary

Calendar Year:

2023



Month:

April



Sunrise Drive Elementary School (10-02-16-101)

Sponsored by Catalina Foothills Unified District (10-02-16)

Accurate as of 5/9/2023 11:31:56 AM

2023 April

Original

Meal	Count	Rate	Amount
Breakfast			
Free Meals Served	83	2.2600	\$ 187.58
Reduced-Price Meals Served	33	1.9600	64.68
Paid Meals Served	612	0.5000	306.00
Add-On for Reduced-Price Meal Subsidy	33	0.3000	9.90
Total:			\$ 568.16
Lunch			
Free Meals Served	496	4.3300	\$ 2,147.68
Reduced-Price Meals Served	151	3.9300	593.43
Paid Meals Served	3,017	0.7700	2,323.09
Add-On for Menu Certification	3,664	0.0800	293.12
Add-On for Reduced-Price Meal Subsidy	151	0.4000	60.40
Total:			\$ 5,417.72
Claim Total:			\$ 5,985.88



NSLP

SFSP

ADE Home

National School Lunch Program - NSLP

[Applications](#) [Claims](#) [CNP Overview](#)

You are logged in as Shawn Medford

Claims

Site Meal Service Summary

[? Help](#) | [Logoff](#)You are in [NSLP Home](#) > [NSLP Claims Index](#) > Site Meal Service SummaryCalendar Year:
Month:

Ventana Vista Elementary School (10-02-16-108)

Sponsored by Catalina Foothills Unified District
(10-02-16)
Accurate as of 5/9/2023 11:32:09 AM

2023 April

Original

Meal	Count	Rate	Amount
Breakfast			
Free Meals Served	140	2.2600	\$ 316.40
Reduced-Price Meals Served	14	1.9600	27.44
Paid Meals Served	626	0.5000	313.00
Add-On for Reduced-Price Meal Subsidy	14	0.3000	4.20
Total:			\$ 661.04
Lunch			
Free Meals Served	420	4.3300	\$ 1,818.60
Reduced-Price Meals Served	71	3.9300	279.03
Paid Meals Served	2,478	0.7700	1,908.06
Add-On for Menu Certification	2,969	0.0800	237.52
Add-On for Reduced-Price Meal Subsidy	71	0.4000	28.40
Total:			\$ 4,271.61
Claim Total:			\$ 4,932.65



Arizona Department of Education
Child Nutrition Program

NSLP SFSP ADE Home

National School Lunch Program - NSLP

Applications Claims **CNP Overview**

You are logged in as Shawn Medford

Claims

Meal Service Summary

[? Help](#) | [Logoff](#)You are in [NSLP Home](#) > [NSLP Claims Index](#) > Meal Service SummaryCalendar Year:
Month:

Catalina Foothills Unified District (10-02-16)

Accurate as of 4/10/2023 8:39:51 AM

2023 March

Meal	Count	Rate	Amount
Breakfast			
Free Meals Served	597	2.2600	\$ 1,349.22
Reduced-Price Meals Served	221	1.9600	433.16
Paid Meals Served	2,214	0.5000	1,107.00
Add-On for Reduced-Price Meal Subsidy	221	0.3000	66.30
Total:			\$ 2,955.68
Lunch			
Free Meals Served	3,287	4.3300	\$ 14,232.71
Reduced-Price Meals Served	1,075	3.9300	4,224.75
Paid Meals Served	19,943	0.7700	15,356.11
Add-On for Menu Certification	24,305	0.0800	1,944.40
Add-On for Reduced-Price Meal Subsidy	1,075	0.4000	430.00
Total:			\$ 36,187.97
Month Total:			\$ 39,143.65



Claims

Site Meal Service Summary

[? Help](#) | [Logoff](#)You are in [NSLP Home](#) > [NSLP Claims Index](#) > Site Meal Service SummaryCalendar Year:
Month:

Canyon View Elementary School (10-02-16-104)

Sponsored by Catalina Foothills Unified District (10-02-16)
Accurate as of 4/10/2023 8:40:45 AM

2023 March

Original

Meal	Count	Rate	Amount
Breakfast			
Free Meals Served	86	2.2600	\$ 194.36
Reduced-Price Meals Served	71	1.9600	139.16
Paid Meals Served	341	0.5000	170.50
Add-On for Reduced-Price Meal Subsidy	71	0.3000	21.30
Total:			\$ 525.32
Lunch			
Free Meals Served	327	4.3300	\$ 1,415.91
Reduced-Price Meals Served	214	3.9300	841.02
Paid Meals Served	1,584	0.7700	1,219.68
Add-On for Menu Certification	2,125	0.0800	170.00
Add-On for Reduced-Price Meal Subsidy	214	0.4000	85.60
Total:			\$ 3,732.21
Claim Total:			\$ 4,257.53

Arizona Department of Education
Child Nutrition Program

NSLP

SFSP

ADE Home

National School Lunch Program - NSLP

[Applications](#) [Claims](#) [CNP Overview](#)

You are logged in as Shawn Medford

Claims

Site Meal Service Summary

[? Help](#) | [Logoff](#)You are in [NSLP Home](#) > [NSLP Claims Index](#) > Site Meal Service SummaryCalendar Year:
Month:

Catalina Foothills High School (10-02-16-206)

Sponsored by Catalina Foothills Unified District (10-02-16)

Accurate as of 4/10/2023 8:40:56 AM

2023 March

Original

Meal	Count	Rate	Amount
Breakfast			
Free Meals Served	188	2.2600	\$ 424.88
Reduced-Price Meals Served	75	1.9600	147.00
Paid Meals Served	333	0.5000	166.50
Add-On for Reduced-Price Meal Subsidy	75	0.3000	22.50
Total:			\$ 760.88
Lunch			
Free Meals Served	1,451	4.3300	\$ 6,282.83
Reduced-Price Meals Served	466	3.9300	1,831.38
Paid Meals Served	8,226	0.7700	6,334.02
Add-On for Menu Certification	10,143	0.0800	811.44
Add-On for Reduced-Price Meal Subsidy	466	0.4000	186.40
Total:			\$ 15,446.07
Claim Total:			\$ 16,206.95



NSLP

SFSP

ADE Home

National School Lunch Program - NSLP[Applications](#) | [Claims](#) | [CNP Overview](#)

You are logged in as Shawn Medford

Claims

Site Meal Service Summary

[? Help](#) | [Logoff](#)You are in [NSLP Home](#) > [NSLP Claims Index](#) > Site Meal Service SummaryCalendar Year:
Month: **Esperero Canyon Middle School (10-02-16-107)** Sponsored by Catalina Foothills Unified District (10-02-16)
Accurate as of 4/10/2023 8:41:09 AM

2023 March

Original

Meal	Count	Rate	Amount
Breakfast			
Free Meals Served	31	2.2600	\$ 70.06
Reduced-Price Meals Served	0	1.9600	0.00
Paid Meals Served	69	0.5000	34.50
Add-On for Reduced-Price Meal Subsidy	0	0.3000	0.00
Total:			\$ 104.56
Lunch			
Free Meals Served	240	4.3300	\$ 1,039.20
Reduced-Price Meals Served	46	3.9300	180.78
Paid Meals Served	1,258	0.7700	968.66
Add-On for Menu Certification	1,544	0.0800	123.52
Add-On for Reduced-Price Meal Subsidy	46	0.4000	18.40
Total:			\$ 2,330.56
Claim Total:			\$ 2,435.12

Arizona Department of Education
Child Nutrition Program

NSLP

SFSP

ADE Home

National School Lunch Program - NSLP

[Applications](#) [Claims](#) [CNP Overview](#)

You are logged in as Shawn Medford

Claims

Site Meal Service Summary

[? Help](#) | [Logoff](#)You are in [NSLP Home](#) > [NSLP Claims Index](#) > Site Meal Service SummaryCalendar Year:
Month:

Manzanita School (10-02-16-102)

Sponsored by Catalina Foothills Unified District (10-02-16)
Accurate as of 4/10/2023 8:41:24 AM

2023 March

Original

Meal	Count	Rate	Amount
Breakfast			
Free Meals Served	79	2.2600	\$ 178.54
Reduced-Price Meals Served	29	1.9600	56.84
Paid Meals Served	354	0.5000	177.00
Add-On for Reduced-Price Meal Subsidy	29	0.3000	8.70
Total:			\$ 421.08
Lunch			
Free Meals Served	303	4.3300	\$ 1,311.99
Reduced-Price Meals Served	126	3.9300	495.18
Paid Meals Served	2,834	0.7700	2,182.18
Add-On for Menu Certification	3,263	0.0800	261.04
Add-On for Reduced-Price Meal Subsidy	126	0.4000	50.40
Total:			\$ 4,300.79
Claim Total:			\$ 4,721.87

Arizona Department of Education
Child Nutrition Program

NSLP

SFSP

ADE Home

National School Lunch Program - NSLP

Applications

Claims

CNP Overview

You are logged in as Shawn Medford

Claims

Site Meal Service Summary

[? Help](#) | [Logoff](#)

You are in NSLP Home > NSLP Claims Index > Site Meal Service Summary

Calendar Year:

2023



Month:

March



Orange Grove Middle School (10-02-16-103)

Sponsored by Catalina Foothills Unified District (10-02-16)

Accurate as of 4/10/2023 8:41:38 AM

2023 March

Original

Meal	Count	Rate	Amount
Breakfast			
Free Meals Served	15	2.2600	\$ 33.90
Reduced-Price Meals Served	0	1.9600	0.00
Paid Meals Served	57	0.5000	28.50
Add-On for Reduced-Price Meal Subsidy	0	0.3000	0.00
Total:			\$ 62.40
Lunch			
Free Meals Served	205	4.3300	\$ 887.65
Reduced-Price Meals Served	22	3.9300	86.46
Paid Meals Served	1,304	0.7700	1,004.08
Add-On for Menu Certification	1,531	0.0800	122.48
Add-On for Reduced-Price Meal Subsidy	22	0.4000	8.80
Total:			\$ 2,109.47
Claim Total:			\$ 2,171.87



NSLP

SFSP

ADE Home

National School Lunch Program - NSLP[Applications](#) | [Claims](#) | [CNP Overview](#)

You are logged in as Shawn Medford

Claims

Site Meal Service Summary

[? Help](#) | [Logoff](#)You are in [NSLP Home](#) > [NSLP Claims Index](#) > Site Meal Service SummaryCalendar Year:
Month:

Sunrise Drive Elementary School (10-02-16-101)

Sponsored by Catalina Foothills Unified District (10-02-16)

Accurate as of 4/10/2023 8:41:51 AM

2023 March

Original

Meal	Count	Rate	Amount
Breakfast			
Free Meals Served	70	2.2600	\$ 158.20
Reduced-Price Meals Served	38	1.9600	74.48
Paid Meals Served	467	0.5000	233.50
Add-On for Reduced-Price Meal Subsidy	38	0.3000	11.40
Total:			\$ 477.58
Lunch			
Free Meals Served	406	4.3300	\$ 1,757.98
Reduced-Price Meals Served	132	3.9300	518.76
Paid Meals Served	2,561	0.7700	1,971.97
Add-On for Menu Certification	3,099	0.0800	247.92
Add-On for Reduced-Price Meal Subsidy	132	0.4000	52.80
Total:			\$ 4,549.43
Claim Total:			\$ 5,027.01

Arizona Department of Education
Child Nutrition Program

NSLP

SFSP

ADE Home

National School Lunch Program - NSLP

[Applications](#)[Claims](#)[CNP Overview](#)

You are logged in as Shawn Medford

Claims

Site Meal Service Summary

[? Help](#) | [→ Logoff](#)You are in [NSLP Home](#) > [NSLP Claims Index](#) > Site Meal Service Summary

Calendar Year:

2023



Month:

March



Ventana Vista Elementary School (10-02-16-108)

Sponsored by Catalina Foothills Unified District
(10-02-16)

Accurate as of 4/10/2023 8:42:06 AM

2023 March

Original

Meal	Count	Rate	Amount
Breakfast			
Free Meals Served	128	2.2600	\$ 289.28
Reduced-Price Meals Served	8	1.9600	15.68
Paid Meals Served	593	0.5000	296.50
Add-On for Reduced-Price Meal Subsidy	8	0.3000	2.40
Total:			\$ 603.86
Lunch			
Free Meals Served	355	4.3300	\$ 1,537.15
Reduced-Price Meals Served	69	3.9300	271.17
Paid Meals Served	2,176	0.7700	1,675.52
Add-On for Menu Certification	2,600	0.0800	208.00
Add-On for Reduced-Price Meal Subsidy	69	0.4000	27.60
Total:			\$ 3,719.44
Claim Total:			\$ 4,323.30



NSLP

SFSP

ADE Home

National School Lunch Program - NSLP

[Applications](#) [Claims](#) [CNP Overview](#)

You are logged in as Shawn Medford

Claims

Meal Service Summary

[Help](#) | [Logoff](#)You are in [NSLP Home](#) > [NSLP Claims Index](#) > Meal Service SummaryCalendar Year:
Month:

Catalina Foothills Unified District (10-02-16)

Accurate as of 4/17/2023 1:43:06 PM

2023 February

Meal	Count	Rate	Amount
Breakfast			
Free Meals Served	650	2.2600	\$ 1,469.00
Reduced-Price Meals Served	210	1.9600	411.60
Paid Meals Served	2,162	0.5000	1,081.00
Add-On for Reduced-Price Meal Subsidy	210	0.3000	63.00
Total:			\$ 3,024.60
Lunch			
Free Meals Served	3,548	4.3300	\$ 15,362.84
Reduced-Price Meals Served	1,198	3.9300	4,708.14
Paid Meals Served	21,028	0.7700	16,191.56
Add-On for Menu Certification	25,774	0.0800	2,061.92
Add-On for Reduced-Price Meal Subsidy	1,198	0.4000	479.20
Total:			\$ 38,803.66
Month Total:			\$ 41,828.26



Claims

Site Meal Service Summary

[Help](#) | [Logoff](#)You are in [NSLP Home](#) > [NSLP Claims Index](#) > Site Meal Service SummaryCalendar Year:
Month:

Canyon View Elementary School (10-02-16-104)

Sponsored by Catalina Foothills Unified District (10-02-16)
Accurate as of 4/17/2023 1:43:51 PM

2023 February

Revision 1

Meal	Count	Rate	Amount
Breakfast			
Free Meals Served	96	2.2600	\$ 216.96
Reduced-Price Meals Served	67	1.9600	131.32
Paid Meals Served	330	0.5000	165.00
Add-On for Reduced-Price Meal Subsidy	67	0.3000	20.10
Total:			\$ 533.38
Lunch			
Free Meals Served	356	4.3300	\$ 1,541.48
Reduced-Price Meals Served	231	3.9300	907.83
Paid Meals Served	1,618	0.7700	1,245.86
Add-On for Menu Certification	2,205	0.0800	176.40
Add-On for Reduced-Price Meal Subsidy	231	0.4000	92.40
Total:			\$ 3,963.97
Claim Total:			\$ 4,497.35

Original

Meal	Count	Rate	Amount
Breakfast			
Free Meals Served	96	2.2600	\$ 216.96
Reduced-Price Meals Served	67	1.9600	131.32
Paid Meals Served	330	0.5000	165.00
Total:			\$ 513.28
Lunch			
Free Meals Served	356	4.3300	\$ 1,541.48
Reduced-Price Meals Served	231	3.9300	907.83
Paid Meals Served	1,618	0.7700	1,245.86
Add-On for Menu Certification	2,205	0.0800	176.40
Total:			\$ 3,871.57
Claim Total:			\$ 4,384.85



NSLP

SFSP

ADE Home

National School Lunch Program - NSLP

[Applications](#) | [Claims](#) | [CNP Overview](#)

You are logged in as Shawn Medford

Claims

Site Meal Service Summary

[? Help](#) | [Logoff](#)
You are in [NSLP Home](#) > [NSLP Claims Index](#) > Site Meal Service Summary

Calendar Year:

Month:

Catalina Foothills High School (10-02-16-206)

Sponsored by Catalina Foothills Unified District (10-02-16)

Accurate as of 4/17/2023 1:44:25 PM

2023 February

Revision 1

Meal	Count	Rate	Amount
Breakfast			
Free Meals Served	215	2.2600	\$ 485.90
Reduced-Price Meals Served	83	1.9600	162.68
Paid Meals Served	388	0.5000	194.00
Add-On for Reduced-Price Meal Subsidy	83	0.3000	24.90
Total:			\$ 867.48
Lunch			
Free Meals Served	1,556	4.3300	\$ 6,737.48
Reduced-Price Meals Served	530	3.9300	2,082.90
Paid Meals Served	8,987	0.7700	6,919.99
Add-On for Menu Certification	11,073	0.0800	885.84
Add-On for Reduced-Price Meal Subsidy	530	0.4000	212.00
Total:			\$ 16,838.21
Claim Total:			\$ 17,705.69

Original

Meal	Count	Rate	Amount
Breakfast			
Free Meals Served	215	2.2600	\$ 485.90
Reduced-Price Meals Served	83	1.9600	162.68
Paid Meals Served	388	0.5000	194.00
Total:			\$ 842.58
Lunch			
Free Meals Served	1,556	4.3300	\$ 6,737.48
Reduced-Price Meals Served	530	3.9300	2,082.90
Paid Meals Served	8,987	0.7700	6,919.99
Add-On for Menu Certification	11,073	0.0800	885.84
Total:			\$ 16,626.21
Claim Total:			\$ 17,468.79



Arizona Department of Education

Child Nutrition Program

NSLP

SFSP

ADE Home

National School Lunch Program - NSLP

Applications

Claims

CNP Overview

You are logged in as Shawn Medford

Claims

Site Meal Service Summary

[? Help](#) | [Logoff](#)You are in [NSLP Home](#) > [NSLP Claims Index](#) > Site Meal Service Summary

Calendar Year:

2023



Month:

February



Esperero Canyon Middle School (10-02-16-107) Sponsored by Catalina Foothills Unified District (10-02-16)
Accurate as of 4/17/2023 1:44:47 PM

2023 February

Revision 1

Meal	Count	Rate	Amount
Breakfast			
Free Meals Served	41	2.2600	\$ 92.66
Reduced-Price Meals Served	0	1.9600	0.00
Paid Meals Served	90	0.5000	45.00
Add-On for Reduced-Price Meal Subsidy	0	0.3000	0.00
Total:			\$ 137.66
Lunch			
Free Meals Served	320	4.3300	\$ 1,385.60
Reduced-Price Meals Served	67	3.9300	263.31
Paid Meals Served	1,501	0.7700	1,155.77
Add-On for Menu Certification	1,888	0.0800	151.04
Add-On for Reduced-Price Meal Subsidy	67	0.4000	26.80
Total:			\$ 2,982.52
Claim Total:			\$ 3,120.18

Original

Meal	Count	Rate	Amount
Breakfast			
Free Meals Served	41	2.2600	\$ 92.66
Reduced-Price Meals Served	0	1.9600	0.00
Paid Meals Served	90	0.5000	45.00
Total:			\$ 137.66
Lunch			
Free Meals Served	320	4.3300	\$ 1,385.60
Reduced-Price Meals Served	67	3.9300	263.31
Paid Meals Served	1,501	0.7700	1,155.77
Add-On for Menu Certification	1,888	0.0800	151.04
Total:			\$ 2,955.72
Claim Total:			\$ 3,093.38



NSLP

SFSP

ADE Home

National School Lunch Program - NSLP

[Applications](#) | [Claims](#) | [CNP Overview](#)

You are logged in as Shawn Medford

Claims

Site Meal Service Summary

[? Help](#) | [Logoff](#)
You are in [NSLP Home](#) > [NSLP Claims Index](#) > Site Meal Service Summary

Calendar Year:

2023



Month:

February



Manzanita School (10-02-16-102)

Sponsored by Catalina Foothills Unified District (10-02-16)

Accurate as of 4/17/2023 1:45:12 PM

2023 February

Revision 1

Meal	Count	Rate	Amount
Breakfast			
Free Meals Served	84	2.2600	\$ 189.84
Reduced-Price Meals Served	29	1.9600	56.84
Paid Meals Served	379	0.5000	189.50
Add-On for Reduced-Price Meal Subsidy	29	0.3000	8.70
Total:			\$ 444.88
Lunch			
Free Meals Served	314	4.3300	\$ 1,359.62
Reduced-Price Meals Served	128	3.9300	503.04
Paid Meals Served	2,828	0.7700	2,177.56
Add-On for Menu Certification	3,270	0.0800	261.60
Add-On for Reduced-Price Meal Subsidy	128	0.4000	51.20
Total:			\$ 4,353.02
Claim Total:			\$ 4,797.90

Original

Meal	Count	Rate	Amount
Breakfast			
Free Meals Served	84	2.2600	\$ 189.84
Reduced-Price Meals Served	29	1.9600	56.84
Paid Meals Served	379	0.5000	189.50
Total:			\$ 436.18
Lunch			
Free Meals Served	314	4.3300	\$ 1,359.62
Reduced-Price Meals Served	128	3.9300	503.04
Paid Meals Served	2,828	0.7700	2,177.56
Add-On for Menu Certification	3,270	0.0800	261.60
Total:			\$ 4,301.82
Claim Total:			\$ 4,738.00



NSLP

SFSP

ADE Home

National School Lunch Program - NSLP

Applications | Claims | **CNP Overview**

You are logged in as Shawn Medford

Claims

Site Meal Service Summary

[Help](#) | [Logoff](#)You are in [NSLP Home](#) > [NSLP Claims Index](#) > Site Meal Service Summary

Calendar Year:
 Month:

Orange Grove Middle School (10-02-16-103)

Sponsored by Catalina Foothills Unified District (10-02-16)

Accurate as of 4/17/2023 1:45:37 PM

2023 February

Revision 1

Meal	Count	Rate	Amount
Breakfast			
Free Meals Served	8	2.2600	\$ 18.08
Reduced-Price Meals Served	0	1.9600	0.00
Paid Meals Served	65	0.5000	32.50
Add-On for Reduced-Price Meal Subsidy	0	0.3000	0.00
Total:			\$ 50.58
Lunch			
Free Meals Served	250	4.3300	\$ 1,082.50
Reduced-Price Meals Served	35	3.9300	137.55
Paid Meals Served	1,440	0.7700	1,108.80
Add-On for Menu Certification	1,725	0.0800	138.00
Add-On for Reduced-Price Meal Subsidy	35	0.4000	14.00
Total:			\$ 2,480.85
Claim Total:			\$ 2,531.43

Original

Meal	Count	Rate	Amount
Breakfast			
Free Meals Served	8	2.2600	\$ 18.08
Reduced-Price Meals Served	0	1.9600	0.00
Paid Meals Served	65	0.5000	32.50
Total:			\$ 50.58
Lunch			
Free Meals Served	250	4.3300	\$ 1,082.50
Reduced-Price Meals Served	35	3.9300	137.55
Paid Meals Served	1,440	0.7700	1,108.80
Add-On for Menu Certification	1,725	0.0800	138.00
Total:			\$ 2,466.85
Claim Total:			\$ 2,517.43



Claims

Site Meal Service Summary

[? Help](#) | [Logoff](#)
You are in [NSLP Home](#) > [NSLP Claims Index](#) > Site Meal Service Summary
 Calendar Year:
 Month:

Sunrise Drive Elementary School (10-02-16-101)

Sponsored by Catalina Foothills Unified District (10-02-16)

Accurate as of 4/17/2023 1:45:57 PM

2023 February

Revision 1

Meal	Count	Rate	Amount
Breakfast			
Free Meals Served	76	2.2600	\$ 171.76
Reduced-Price Meals Served	22	1.9600	43.12
Paid Meals Served	387	0.5000	193.50
Add-On for Reduced-Price Meal Subsidy	22	0.3000	6.60
Total:			\$ 414.98
Lunch			
Free Meals Served	408	4.3300	\$ 1,766.64
Reduced-Price Meals Served	145	3.9300	569.85
Paid Meals Served	2,542	0.7700	1,957.34
Add-On for Menu Certification	3,095	0.0800	247.60
Add-On for Reduced-Price Meal Subsidy	145	0.4000	58.00
Total:			\$ 4,599.43
Claim Total:			\$ 5,014.41

Original

Meal	Count	Rate	Amount
Breakfast			
Free Meals Served	76	2.2600	\$ 171.76
Reduced-Price Meals Served	22	1.9600	43.12
Paid Meals Served	387	0.5000	193.50
Total:			\$ 408.38
Lunch			
Free Meals Served	408	4.3300	\$ 1,766.64
Reduced-Price Meals Served	145	3.9300	569.85
Paid Meals Served	2,542	0.7700	1,957.34
Add-On for Menu Certification	3,095	0.0800	247.60
Total:			\$ 4,541.43
Claim Total:			\$ 4,949.81



NSLP

SFSP

ADE Home

National School Lunch Program - NSLP

Applications | Claims | **CNP Overview**

You are logged in as Shawn Medford

Claims

Site Meal Service Summary

[Help](#) | [Logoff](#)You are in [NSLP Home](#) > [NSLP Claims Index](#) > Site Meal Service Summary

Calendar Year:
 Month:

Ventana Vista Elementary School (10-02-16-108)

Sponsored by Catalina Foothills Unified District
(10-02-16)

Accurate as of 4/17/2023 1:46:19 PM

2023 February

Revision 1

Meal	Count	Rate	Amount
Breakfast			
Free Meals Served	130	2.2600	\$ 293.80
Reduced-Price Meals Served	9	1.9600	17.64
Paid Meals Served	523	0.5000	261.50
Add-On for Reduced-Price Meal Subsidy	9	0.3000	2.70
Total:			\$ 575.64
Lunch			
Free Meals Served	344	4.3300	\$ 1,489.52
Reduced-Price Meals Served	62	3.9300	243.66
Paid Meals Served	2,112	0.7700	1,626.24
Add-On for Menu Certification	2,518	0.0800	201.44
Add-On for Reduced-Price Meal Subsidy	62	0.4000	24.80
Total:			\$ 3,585.66
Claim Total:			\$ 4,161.30

Original

Meal	Count	Rate	Amount
Breakfast			
Free Meals Served	130	2.2600	\$ 293.80
Reduced-Price Meals Served	9	1.9600	17.64
Paid Meals Served	523	0.5000	261.50
Total:			\$ 572.94
Lunch			
Free Meals Served	344	4.3300	\$ 1,489.52
Reduced-Price Meals Served	62	3.9300	243.66
Paid Meals Served	2,112	0.7700	1,626.24
Add-On for Menu Certification	2,518	0.0800	201.44
Total:			\$ 3,560.86
Claim Total:			\$ 4,133.80



NSLP

SFSP

ADE Home

National School Lunch Program - NSLP

[Applications](#) [Claims](#) [CNP Overview](#)

You are logged in as Shawn Medford

Claims

Meal Service Summary

[? Help](#) | [Logoff](#)You are in [NSLP Home](#) > [NSLP Claims Index](#) > Meal Service SummaryCalendar Year:
Month:

Catalina Foothills Unified District (10-02-16)

Accurate as of 4/17/2023 1:27:33 PM

2023 January

Meal	Count	Rate	Amount
Breakfast			
Free Meals Served	646	2.2600	\$ 1,459.96
Reduced-Price Meals Served	259	1.9600	507.64
Paid Meals Served	2,240	0.5000	1,120.00
Add-On for Reduced-Price Meal Subsidy	259	0.3000	77.70
Total:			\$ 3,165.30
Lunch			
Free Meals Served	4,083	4.3300	\$ 17,679.39
Reduced-Price Meals Served	1,334	3.9300	5,242.62
Paid Meals Served	24,534	0.7700	18,891.18
Add-On for Menu Certification	29,951	0.0800	2,396.08
Add-On for Reduced-Price Meal Subsidy	1,334	0.4000	533.60
Total:			\$ 44,742.87
Month Total:			\$ 47,908.17



NSLP

SFSP

ADE Home

National School Lunch Program - NSLP

Applications Claims **CNP Overview**

You are logged in as Shawn Medford

Claims

Site Meal Service Summary

[? Help](#) | [Logoff](#)

You are in NSLP Home > NSLP Claims Index > Site Meal Service Summary

Calendar Year:

Month:

Canyon View Elementary School (10-02-16-104)

Sponsored by Catalina Foothills Unified District (10-02-16)

Accurate as of 4/17/2023 1:28:17 PM

2023 January

Revision 1

Meal	Count	Rate	Amount
Breakfast			
Free Meals Served	123	2.2600	\$ 277.98
Reduced-Price Meals Served	97	1.9600	190.12
Paid Meals Served	324	0.5000	162.00
Add-On for Reduced-Price Meal Subsidy	97	0.3000	29.10
Total:			\$ 659.20
Lunch			
Free Meals Served	408	4.3300	\$ 1,766.64
Reduced-Price Meals Served	320	3.9300	1,257.60
Paid Meals Served	1,848	0.7700	1,422.96
Add-On for Menu Certification	2,576	0.0800	206.08
Add-On for Reduced-Price Meal Subsidy	320	0.4000	128.00
Total:			\$ 4,781.28
Claim Total:			\$ 5,440.48

Original

Meal	Count	Rate	Amount
Breakfast			
Free Meals Served	123	2.2600	\$ 277.98
Reduced-Price Meals Served	97	1.9600	190.12
Paid Meals Served	324	0.5000	162.00
Total:			\$ 630.10
Lunch			
Free Meals Served	408	4.3300	\$ 1,766.64
Reduced-Price Meals Served	320	3.9300	1,257.60
Paid Meals Served	1,848	0.7700	1,422.96
Add-On for Menu Certification	2,576	0.0800	206.08
Total:			\$ 4,653.28
Claim Total:			\$ 5,283.38



Arizona Department of Education
Child Nutrition Program

NSLP

SFSP

ADE Home

National School Lunch Program - NSLP

[Applications](#) | [Claims](#) | [CNP Overview](#)

You are logged in as Shawn Medford

Claims

Site Meal Service Summary

[? Help](#) | [Logoff](#)
You are in [NSLP Home](#) > [NSLP Claims Index](#) > Site Meal Service Summary

Calendar Year:
 Month:

Catalina Foothills High School (10-02-16-206)

Sponsored by Catalina Foothills Unified District (10-02-16)

Accurate as of 4/17/2023 1:28:39 PM

2023 January

Revision 1

Meal	Count	Rate	Amount
Breakfast			
Free Meals Served	215	2.2600	\$ 485.90
Reduced-Price Meals Served	73	1.9600	143.08
Paid Meals Served	486	0.5000	243.00
Add-On for Reduced-Price Meal Subsidy	73	0.3000	21.90
Total:			\$ 893.88
Lunch			
Free Meals Served	1,623	4.3300	\$ 7,027.59
Reduced-Price Meals Served	536	3.9300	2,106.48
Paid Meals Served	9,909	0.7700	7,629.93
Add-On for Menu Certification	12,068	0.0800	965.44
Add-On for Reduced-Price Meal Subsidy	536	0.4000	214.40
Total:			\$ 17,943.84
Claim Total:			\$ 18,837.72

Original

Meal	Count	Rate	Amount
Breakfast			
Free Meals Served	215	2.2600	\$ 485.90
Reduced-Price Meals Served	73	1.9600	143.08
Paid Meals Served	486	0.5000	243.00
Total:			\$ 871.98
Lunch			
Free Meals Served	1,623	4.3300	\$ 7,027.59
Reduced-Price Meals Served	536	3.9300	2,106.48
Paid Meals Served	9,909	0.7700	7,629.93
Add-On for Menu Certification	12,068	0.0800	965.44
Total:			\$ 17,729.44
Claim Total:			\$ 18,601.42



Arizona Department of Education
Child Nutrition Program

NSLP

SFSP

ADE Home

National School Lunch Program - NSLP

Applications

Claims

CNP Overview

You are logged in as Shawn Medford

Claims

Site Meal Service Summary

[? Help](#) | [Logoff](#)

You are in [NSLP Home](#) > [NSLP Claims Index](#) > Site Meal Service Summary

Calendar Year:

2023



Month:

January



Esperero Canyon Middle School (10-02-16-107) Sponsored by Catalina Foothills Unified District (10-02-16)
Accurate as of 4/17/2023 1:29:02 PM

2023 January

Revision 1

Meal	Count	Rate	Amount
Breakfast			
Free Meals Served	27	2.2600	\$ 61.02
Reduced-Price Meals Served	0	1.9600	0.00
Paid Meals Served	89	0.5000	44.50
Add-On for Reduced-Price Meal Subsidy	0	0.3000	0.00
Total:			\$ 105.52
Lunch			
Free Meals Served	395	4.3300	\$ 1,710.35
Reduced-Price Meals Served	69	3.9300	271.17
Paid Meals Served	1,763	0.7700	1,357.51
Add-On for Menu Certification	2,227	0.0800	178.16
Add-On for Reduced-Price Meal Subsidy	69	0.4000	27.60
Total:			\$ 3,544.79
Claim Total:			\$ 3,650.31

Original

Meal	Count	Rate	Amount
Breakfast			
Free Meals Served	27	2.2600	\$ 61.02
Reduced-Price Meals Served	0	1.9600	0.00
Paid Meals Served	89	0.5000	44.50
Total:			\$ 105.52
Lunch			
Free Meals Served	395	4.3300	\$ 1,710.35
Reduced-Price Meals Served	69	3.9300	271.17
Paid Meals Served	1,763	0.7700	1,357.51
Add-On for Menu Certification	2,227	0.0800	178.16
Total:			\$ 3,517.19
Claim Total:			\$ 3,622.71



NSLP

SFSP

ADE Home

National School Lunch Program - NSLP

Applications

Claims

CNP Overview

You are logged in as Shawn Medford

Claims

Site Meal Service Summary

[Help](#) | [Logoff](#)You are in [NSLP Home](#) > [NSLP Claims Index](#) > Site Meal Service Summary

Calendar Year:

2023



Month:

January



Manzanita School (10-02-16-102)

Sponsored by Catalina Foothills Unified District (10-02-16)

Accurate as of 4/17/2023 1:29:42 PM

2023 January

Revision 1

Meal	Count	Rate	Amount
Breakfast			
Free Meals Served	102	2.2600	\$ 230.52
Reduced-Price Meals Served	48	1.9600	94.08
Paid Meals Served	393	0.5000	196.50
Add-On for Reduced-Price Meal Subsidy	48	0.3000	14.40
Total:			\$ 535.50
Lunch			
Free Meals Served	390	4.3300	\$ 1,688.70
Reduced-Price Meals Served	143	3.9300	561.99
Paid Meals Served	3,307	0.7700	2,546.39
Add-On for Menu Certification	3,840	0.0800	307.20
Add-On for Reduced-Price Meal Subsidy	143	0.4000	57.20
Total:			\$ 5,161.48
Claim Total:			\$ 5,696.98

Original

Meal	Count	Rate	Amount
Breakfast			
Free Meals Served	102	2.2600	\$ 230.52
Reduced-Price Meals Served	48	1.9600	94.08
Paid Meals Served	393	0.5000	196.50
Total:			\$ 521.10
Lunch			
Free Meals Served	390	4.3300	\$ 1,688.70
Reduced-Price Meals Served	143	3.9300	561.99
Paid Meals Served	3,307	0.7700	2,546.39
Add-On for Menu Certification	3,840	0.0800	307.20
Total:			\$ 5,104.28
Claim Total:			\$ 5,625.38



NSLP

SFSP

ADE Home

National School Lunch Program - NSLP

Applications

Claims

CNP Overview

You are logged in as Shawn Medford

Claims

Site Meal Service Summary

[? Help](#) | [Logoff](#)

You are in NSLP Home > NSLP Claims Index > Site Meal Service Summary

Calendar Year:

Month:

Orange Grove Middle School (10-02-16-103)

Sponsored by Catalina Foothills Unified District (10-02-16)

Accurate as of 4/17/2023 1:30:03 PM

2023 January

Revision 1

Meal	Count	Rate	Amount
Breakfast			
Free Meals Served	16	2.2600	\$ 36.16
Reduced-Price Meals Served	1	1.9600	1.96
Paid Meals Served	72	0.5000	36.00
Add-On for Reduced-Price Meal Subsidy	1	0.3000	0.30
Total:			\$ 74.42
Lunch			
Free Meals Served	379	4.3300	\$ 1,641.07
Reduced-Price Meals Served	44	3.9300	172.92
Paid Meals Served	2,295	0.7700	1,767.15
Add-On for Menu Certification	2,718	0.0800	217.44
Add-On for Reduced-Price Meal Subsidy	44	0.4000	17.60
Total:			\$ 3,816.18
Claim Total:			\$ 3,890.60

Original

Meal	Count	Rate	Amount
Breakfast			
Free Meals Served	16	2.2600	\$ 36.16
Reduced-Price Meals Served	1	1.9600	1.96
Paid Meals Served	72	0.5000	36.00
Total:			\$ 74.12
Lunch			
Free Meals Served	379	4.3300	\$ 1,641.07
Reduced-Price Meals Served	44	3.9300	172.92
Paid Meals Served	2,295	0.7700	1,767.15
Add-On for Menu Certification	2,718	0.0800	217.44
Total:			\$ 3,798.58
Claim Total:			\$ 3,872.70



NSLP

SFSP

ADE Home

National School Lunch Program - NSLP

Applications

Claims

CNP Overview

You are logged in as Shawn Medford

Claims

Site Meal Service Summary

[? Help](#) | [Logoff](#)

You are in NSLP Home > NSLP Claims Index > Site Meal Service Summary

Calendar Year:

2023

Month:

January

Sunrise Drive Elementary School (10-02-16-101)

Sponsored by Catalina Foothills Unified District (10-02-16)

Accurate as of 4/17/2023 1:30:24 PM


2023 January

Revision 1

Meal	Count	Rate	Amount
Breakfast			
Free Meals Served	58	2.2600	\$ 131.08
Reduced-Price Meals Served	23	1.9600	45.08
Paid Meals Served	386	0.5000	193.00
Add-On for Reduced-Price Meal Subsidy	23	0.3000	6.90
Total:			\$ 376.06
Lunch			
Free Meals Served	489	4.3300	\$ 2,117.37
Reduced-Price Meals Served	157	3.9300	617.01
Paid Meals Served	2,934	0.7700	2,259.18
Add-On for Menu Certification	3,580	0.0800	286.40
Add-On for Reduced-Price Meal Subsidy	157	0.4000	62.80
Total:			\$ 5,342.76
Claim Total:			\$ 5,718.82

Original

Meal	Count	Rate	Amount
Breakfast			
Free Meals Served	58	2.2600	\$ 131.08
Reduced-Price Meals Served	23	1.9600	45.08
Paid Meals Served	386	0.5000	193.00
Total:			\$ 369.16
Lunch			
Free Meals Served	489	4.3300	\$ 2,117.37
Reduced-Price Meals Served	157	3.9300	617.01
Paid Meals Served	2,934	0.7700	2,259.18
Add-On for Menu Certification	3,580	0.0800	286.40
Total:			\$ 5,279.96
Claim Total:			\$ 5,649.12



NSLP

SFSP

ADE Home

National School Lunch Program - NSLP

Applications

Claims

CNP Overview

You are logged in as Shawn Medford

Claims

Site Meal Service Summary

? Help | → Logoff

You are in NSLP Home > NSLP Claims Index > Site Meal Service Summary

Calendar Year:

2023

Month:

January

Ventana Vista Elementary School (10-02-16-108)

Sponsored by Catalina Foothills Unified District
(10-02-16)

Accurate as of 4/17/2023 1:30:45 PM

2023 January

Revision 1

Meal	Count	Rate	Amount
Breakfast			
Free Meals Served	105	2.2600	\$ 237.30
Reduced-Price Meals Served	17	1.9600	33.32
Paid Meals Served	490	0.5000	245.00
Add-On for Reduced-Price Meal Subsidy	17	0.3000	5.10
Total:			\$ 520.72
Lunch			
Free Meals Served	399	4.3300	\$ 1,727.67
Reduced-Price Meals Served	65	3.9300	255.45
Paid Meals Served	2,478	0.7700	1,908.06
Add-On for Menu Certification	2,942	0.0800	235.36
Add-On for Reduced-Price Meal Subsidy	65	0.4000	26.00
Total:			\$ 4,152.54
Claim Total:			\$ 4,673.26

Original

Meal	Count	Rate	Amount
Breakfast			
Free Meals Served	105	2.2600	\$ 237.30
Reduced-Price Meals Served	17	1.9600	33.32
Paid Meals Served	490	0.5000	245.00
Total:			\$ 515.62
Lunch			
Free Meals Served	399	4.3300	\$ 1,727.67
Reduced-Price Meals Served	65	3.9300	255.45
Paid Meals Served	2,478	0.7700	1,908.06
Add-On for Menu Certification	2,942	0.0800	235.36
Total:			\$ 4,126.54
Claim Total:			\$ 4,642.16



NSLP

SFSP

ADE Home

National School Lunch Program - NSLP

[Applications](#) | [Claims](#) | [CNP Overview](#)

You are logged in as Shawn Medford

Claims

Meal Service Summary

[? Help](#) | [Logoff](#)You are in [NSLP Home](#) > [NSLP Claims Index](#) > Meal Service Summary

Calendar Year: 2022

Month: December

Catalina Foothills Unified District (10-02-16)

Accurate as of 1/9/2023 12:56:30 PM

2022 December

Meal	Count	Rate	Amount
Breakfast			
Free Meals Served	372	2.2600	\$ 840.72
Reduced-Price Meals Served	133	1.9600	260.68
Paid Meals Served	1,398	0.5000	699.00
Total:			\$ 1,800.40
Lunch			
Free Meals Served	2,186	4.3300	\$ 9,465.38
Reduced-Price Meals Served	786	3.9300	3,088.98
Paid Meals Served	14,393	0.7700	11,082.61
Add-On for Menu Certification	17,365	0.0800	1,389.20
Total:			\$ 25,026.17
Month Total:			\$ 26,826.57



NSLP

SFSP

ADE Home

National School Lunch Program - NSLP

[Applications](#) | [Claims](#) | [CNP Overview](#)

You are logged in as Shawn Medford

Claims

Site Meal Service Summary

[Help](#) | [Logoff](#)You are in [NSLP Home](#) > [NSLP Claims Index](#) > Site Meal Service SummaryCalendar Year:
Month:

Canyon View Elementary School (10-02-16-104)

Sponsored by Catalina Foothills Unified District (10-02-16)

Accurate as of 1/9/2023 12:57:27 PM

2022 December

Original

Meal	Count	Rate	Amount
Breakfast			
Free Meals Served	42	2.2600	\$ 94.92
Reduced-Price Meals Served	62	1.9600	121.52
Paid Meals Served	192	0.5000	96.00
Total:			\$ 312.44
Lunch			
Free Meals Served	227	4.3300	\$ 982.91
Reduced-Price Meals Served	231	3.9300	907.83
Paid Meals Served	1,161	0.7700	893.97
Add-On for Menu Certification	1,619	0.0800	129.52
Total:			\$ 2,914.23
Claim Total:			\$ 3,226.67



NSLP

SFSP

ADE Home

National School Lunch Program - NSLP

[Applications](#) | [Claims](#) | [CNP Overview](#)

You are logged in as Shawn Medford

Claims

Site Meal Service Summary

[? Help](#) | [Logoff](#)You are in [NSLP Home](#) > [NSLP Claims Index](#) > Site Meal Service Summary

Calendar Year:

2022



Month:

December



Catalina Foothills High School (10-02-16-206)

Sponsored by Catalina Foothills Unified District (10-02-16)

Accurate as of 1/9/2023 12:57:38 PM

2022 December

Original

Meal	Count	Rate	Amount
Breakfast			
Free Meals Served	128	2.2600	\$ 289.28
Reduced-Price Meals Served	18	1.9600	35.28
Paid Meals Served	270	0.5000	135.00
Total:			\$ 459.56
Lunch			
Free Meals Served	755	4.3300	\$ 3,269.15
Reduced-Price Meals Served	260	3.9300	1,021.80
Paid Meals Served	5,101	0.7700	3,927.77
Add-On for Menu Certification	6,116	0.0800	489.28
Total:			\$ 8,708.00
Claim Total:			\$ 9,167.56



NSLP

SFSP

ADE Home

National School Lunch Program - NSLP

[Applications](#) | [Claims](#) | [CNP Overview](#)

You are logged in as Shawn Medford

Claims

Site Meal Service Summary

[? Help](#) | [Logoff](#)

You are in NSLP Home > NSLP Claims Index > Site Meal Service Summary

Calendar Year:
Month: **Esperero Canyon Middle School (10-02-16-107)** Sponsored by Catalina Foothills Unified District (10-02-16)
Accurate as of 1/9/2023 12:57:53 PM

2022 December

Original

Meal	Count	Rate	Amount
Breakfast			
Free Meals Served	11	2.2600	\$ 24.86
Reduced-Price Meals Served	0	1.9600	0.00
Paid Meals Served	49	0.5000	24.50
Total:			\$ 49.36
Lunch			
Free Meals Served	232	4.3300	\$ 1,004.56
Reduced-Price Meals Served	57	3.9300	224.01
Paid Meals Served	1,064	0.7700	819.28
Add-On for Menu Certification	1,353	0.0800	108.24
Total:			\$ 2,156.09
Claim Total:			\$ 2,205.45



NSLP

SFSP

ADE Home

National School Lunch Program - NSLP

[Applications](#) | [Claims](#) | [CNP Overview](#)

You are logged in as Shawn Medford

Claims

Site Meal Service Summary

[? Help](#) | [Logoff](#)You are in [NSLP Home](#) > [NSLP Claims Index](#) > Site Meal Service SummaryCalendar Year:
Month:

Manzanita School (10-02-16-102)

Sponsored by Catalina Foothills Unified District (10-02-16)
Accurate as of 1/9/2023 12:58:05 PM

2022 December

Original

Meal	Count	Rate	Amount
Breakfast			
Free Meals Served	42	2.2600	\$ 94.92
Reduced-Price Meals Served	29	1.9600	56.84
Paid Meals Served	215	0.5000	107.50
Total:			\$ 259.26
Lunch			
Free Meals Served	200	4.3300	\$ 866.00
Reduced-Price Meals Served	94	3.9300	369.42
Paid Meals Served	2,187	0.7700	1,683.99
Add-On for Menu Certification	2,481	0.0800	198.48
Total:			\$ 3,117.89
Claim Total:			\$ 3,377.15



NSLP

SFSP

ADE Home

National School Lunch Program - NSLP

[Applications](#)[Claims](#)[CNP Overview](#)

You are logged in as Shawn Medford

Claims

Site Meal Service Summary

[? Help](#) | [Logoff](#)

You are in NSLP Home > NSLP Claims Index > Site Meal Service Summary

Calendar Year:
Month:

Orange Grove Middle School (10-02-16-103)

Sponsored by Catalina Foothills Unified District (10-02-16)

Accurate as of 1/9/2023 12:58:18 PM

2022 December

Original

Meal	Count	Rate	Amount
Breakfast			
Free Meals Served	18	2.2600	\$ 40.68
Reduced-Price Meals Served	2	1.9600	3.92
Paid Meals Served	76	0.5000	38.00
Total:			\$ 82.60
Lunch			
Free Meals Served	231	4.3300	\$ 1,000.23
Reduced-Price Meals Served	14	3.9300	55.02
Paid Meals Served	1,525	0.7700	1,174.25
Add-On for Menu Certification	1,770	0.0800	141.60
Total:			\$ 2,371.10
Claim Total:			\$ 2,453.70



NSLP

SFSP

ADE Home

National School Lunch Program - NSLP

Applications

Claims

CNP Overview

You are logged in as Shawn Medford

Claims

Site Meal Service Summary

[? Help](#) | [Logoff](#)

You are in NSLP Home > NSLP Claims Index > Site Meal Service Summary

Calendar Year:

2022



Month:

December



Sunrise Drive Elementary School (10-02-16-101)

Sponsored by Catalina Foothills Unified District (10-02-16)

Accurate as of 1/9/2023 12:58:30 PM

2022 December

Original

Meal	Count	Rate	Amount
Breakfast			
Free Meals Served	60	2.2600	\$ 135.60
Reduced-Price Meals Served	12	1.9600	23.52
Paid Meals Served	310	0.5000	155.00
Total:			\$ 314.12
Lunch			
Free Meals Served	287	4.3300	\$ 1,242.71
Reduced-Price Meals Served	87	3.9300	341.91
Paid Meals Served	1,805	0.7700	1,389.85
Add-On for Menu Certification	2,179	0.0800	174.32
Total:			\$ 3,148.79
Claim Total:			\$ 3,462.91



NSLP

SFSP

ADE Home

National School Lunch Program - NSLP

[Applications](#)[Claims](#)[CNP Overview](#)

You are logged in as Shawn Medford

Claims

Site Meal Service Summary

[? Help](#) | [Logoff](#)You are in [NSLP Home](#) > [NSLP Claims Index](#) > Site Meal Service Summary

Calendar Year:

2022



Month:

December



Ventana Vista Elementary School (10-02-16-108)

Sponsored by Catalina Foothills Unified District
(10-02-16)

Accurate as of 1/9/2023 12:58:46 PM

2022 December

Original

Meal	Count	Rate	Amount
Breakfast			
Free Meals Served	71	2.2600	\$ 160.46
Reduced-Price Meals Served	10	1.9600	19.60
Paid Meals Served	286	0.5000	143.00
Total:			\$ 323.06
Lunch			
Free Meals Served	254	4.3300	\$ 1,099.82
Reduced-Price Meals Served	43	3.9300	168.99
Paid Meals Served	1,550	0.7700	1,193.50
Add-On for Menu Certification	1,847	0.0800	147.76
Total:			\$ 2,610.07
Claim Total:			\$ 2,933.13



NSLP

SFSP

ADE Home

National School Lunch Program - NSLP

[Applications](#)[Claims](#)[CNP Overview](#)

You are logged in as Shawn Medford

Claims

Meal Service Summary

[? Help](#) | [Logoff](#)

You are in NSLP Home > NSLP Claims Index > Meal Service Summary

Calendar Year:

2022



Month:

November



Catalina Foothills Unified District (10-02-16)

Accurate as of 12/8/2022 3:16:26 PM

2022 November

Meal	Count	Rate	Amount
Breakfast			
Free Meals Served	609	2.2600	\$ 1,376.34
Reduced-Price Meals Served	222	1.9600	435.12
Paid Meals Served	2,333	0.5000	1,166.50
Total:			\$ 2,977.96
Lunch			
Free Meals Served	3,609	4.3300	\$ 15,626.97
Reduced-Price Meals Served	1,227	3.9300	4,822.11
Paid Meals Served	23,011	0.7700	17,718.47
Add-On for Menu Certification	27,847	0.0800	2,227.76
Total:			\$ 40,395.31
Month Total:			\$ 43,373.27



NSLP

SFSP

ADE Home

National School Lunch Program - NSLP

[Applications](#) | [Claims](#) | [CNP Overview](#)

You are logged in as Shawn Medford

Claims

Site Meal Service Summary

[? Help](#) | [Logoff](#)

You are in NSLP Home > NSLP Claims Index > Site Meal Service Summary

Calendar Year:
Month:

Canyon View Elementary School (10-02-16-104)

Sponsored by Catalina Foothills Unified District (10-02-16)

Accurate as of 12/8/2022 3:17:11 PM

2022 November

Original

Meal	Count	Rate	Amount
Breakfast			
Free Meals Served	68	2.2600	\$ 153.68
Reduced-Price Meals Served	100	1.9600	196.00
Paid Meals Served	326	0.5000	163.00
Total:			\$ 512.68
Lunch			
Free Meals Served	313	4.3300	\$ 1,355.29
Reduced-Price Meals Served	325	3.9300	1,277.25
Paid Meals Served	1,776	0.7700	1,367.52
Add-On for Menu Certification	2,414	0.0800	193.12
Total:			\$ 4,193.18
Claim Total:			\$ 4,705.86

Arizona Department of Education
Child Nutrition Program

NSLP

SFSP

ADE Home

National School Lunch Program - NSLP

[Applications](#)[Claims](#)[CNP Overview](#)

You are logged in as Shawn Medford

Claims

Site Meal Service Summary

[? Help](#) | [Logoff](#)You are in [NSLP Home](#) > [NSLP Claims Index](#) > Site Meal Service SummaryCalendar Year:
Month:

Catalina Foothills High School (10-02-16-206)

Sponsored by Catalina Foothills Unified District (10-02-16)

Accurate as of 12/8/2022 3:17:20 PM

2022 November

Original

Meal	Count	Rate	Amount
Breakfast			
Free Meals Served	218	2.2600	\$ 492.68
Reduced-Price Meals Served	37	1.9600	72.52
Paid Meals Served	502	0.5000	251.00
Total:			\$ 816.20
Lunch			
Free Meals Served	1,460	4.3300	\$ 6,321.80
Reduced-Price Meals Served	453	3.9300	1,780.29
Paid Meals Served	9,383	0.7700	7,224.91
Add-On for Menu Certification	11,296	0.0800	903.68
Total:			\$ 16,230.68
Claim Total:			\$ 17,046.88



NSLP

SFSP

ADE Home

National School Lunch Program - NSLP

[Applications](#) | [Claims](#) | [CNP Overview](#)

You are logged in as Shawn Medford

Claims

Site Meal Service Summary

[? Help](#) | [Logoff](#)

You are in NSLP Home > NSLP Claims Index > Site Meal Service Summary

Calendar Year:
Month: **Esperero Canyon Middle School (10-02-16-107)** Sponsored by Catalina Foothills Unified District (10-02-16)
Accurate as of 12/8/2022 3:17:29 PM

2022 November

Original

Meal	Count	Rate	Amount
Breakfast			
Free Meals Served	27	2.2600	\$ 61.02
Reduced-Price Meals Served	0	1.9600	0.00
Paid Meals Served	112	0.5000	56.00
Total:			\$ 117.02
Lunch			
Free Meals Served	371	4.3300	\$ 1,606.43
Reduced-Price Meals Served	89	3.9300	349.77
Paid Meals Served	1,740	0.7700	1,339.80
Add-On for Menu Certification	2,200	0.0800	176.00
Total:			\$ 3,472.00
Claim Total:			\$ 3,589.02



NSLP

SFSP

ADE Home

National School Lunch Program - NSLP[Applications](#)[Claims](#)[CNP Overview](#)

You are logged in as Shawn Medford

Claims

Site Meal Service Summary

[? Help](#) | [Logoff](#)You are in [NSLP Home](#) > [NSLP Claims Index](#) > Site Meal Service Summary

Calendar Year:

2022



Month:

November



Manzanita School (10-02-16-102)

Sponsored by Catalina Foothills Unified District (10-02-16)

Accurate as of 12/8/2022 3:17:40 PM

2022 November

Original

Meal	Count	Rate	Amount
Breakfast			
Free Meals Served	81	2.2600	\$ 183.06
Reduced-Price Meals Served	33	1.9600	64.68
Paid Meals Served	296	0.5000	148.00
Total:			\$ 395.74
Lunch			
Free Meals Served	313	4.3300	\$ 1,355.29
Reduced-Price Meals Served	119	3.9300	467.67
Paid Meals Served	2,921	0.7700	2,249.17
Add-On for Menu Certification	3,353	0.0800	268.24
Total:			\$ 4,340.37
Claim Total:			\$ 4,736.11



NSLP

SFSP

ADE Home

National School Lunch Program - NSLP

[Applications](#) [Claims](#) [CNP Overview](#)

You are logged in as Shawn Medford

Claims

Site Meal Service Summary

[? Help](#) | [Logoff](#)You are in [NSLP Home](#) > [NSLP Claims Index](#) > Site Meal Service SummaryCalendar Year:
Month:

Orange Grove Middle School (10-02-16-103)

Sponsored by Catalina Foothills Unified District (10-02-16)

Accurate as of 12/8/2022 3:17:51 PM

2022 November

Original

Meal	Count	Rate	Amount
Breakfast			
Free Meals Served	47	2.2600	\$ 106.22
Reduced-Price Meals Served	5	1.9600	9.80
Paid Meals Served	107	0.5000	53.50
Total:			\$ 169.52
Lunch			
Free Meals Served	422	4.3300	\$ 1,827.26
Reduced-Price Meals Served	38	3.9300	149.34
Paid Meals Served	2,572	0.7700	1,980.44
Add-On for Menu Certification	3,032	0.0800	242.56
Total:			\$ 4,199.60
Claim Total:			\$ 4,369.12

Arizona Department of Education
Child Nutrition Program

NSLP

SFSP

ADE Home

National School Lunch Program - NSLP

[Applications](#)[Claims](#)[CNP Overview](#)

You are logged in as Shawn Medford

Claims

Site Meal Service Summary

[? Help](#) | [Logoff](#)You are in [NSLP Home](#) > [NSLP Claims Index](#) > Site Meal Service Summary

Calendar Year:

2022



Month:

November



Sunrise Drive Elementary School (10-02-16-101)

Sponsored by Catalina Foothills Unified District (10-02-16)

Accurate as of 12/8/2022 3:18:03 PM

2022 November

Original

Meal	Count	Rate	Amount
Breakfast			
Free Meals Served	77	2.2600	\$ 174.02
Reduced-Price Meals Served	42	1.9600	82.32
Paid Meals Served	506	0.5000	253.00
Total:			\$ 509.34
Lunch			
Free Meals Served	377	4.3300	\$ 1,632.41
Reduced-Price Meals Served	136	3.9300	534.48
Paid Meals Served	2,458	0.7700	1,892.66
Add-On for Menu Certification	2,971	0.0800	237.68
Total:			\$ 4,297.23
Claim Total:			\$ 4,806.57

Arizona Department of Education
Child Nutrition Program

NSLP

SFSP

ADE Home

National School Lunch Program - NSLP

[Applications](#)[Claims](#)[CNP Overview](#)

You are logged in as Shawn Medford

Claims

Site Meal Service Summary

[? Help](#) | [Logoff](#)

You are in NSLP Home > NSLP Claims Index > Site Meal Service Summary

Calendar Year:

2022



Month:

November



Ventana Vista Elementary School (10-02-16-108)

Sponsored by Catalina Foothills Unified District
(10-02-16)

Accurate as of 12/8/2022 3:18:14 PM

2022 November

Original

Meal	Count	Rate	Amount
Breakfast			
Free Meals Served	91	2.2600	\$ 205.66
Reduced-Price Meals Served	5	1.9600	9.80
Paid Meals Served	484	0.5000	242.00
Total:			\$ 457.46
Lunch			
Free Meals Served	353	4.3300	\$ 1,528.49
Reduced-Price Meals Served	67	3.9300	263.31
Paid Meals Served	2,161	0.7700	1,663.97
Add-On for Menu Certification	2,581	0.0800	206.48
Total:			\$ 3,662.25
Claim Total:			\$ 4,119.71

Arizona Department of Education
Child Nutrition Program

NSLP

ADE Home

National School Lunch Program - NSLP

[Applications](#)[Claims](#)[CNP Overview](#)

You are logged in as Lorianne Pink

Claims

Meal Service Summary

[? Help](#) | [Logoff](#)You are in [NSLP Home](#) > [NSLP Claims Index](#) > Meal Service Summary

Calendar Year:

2022

Month:

October

Catalina Foothills Unified District (10-02-16)

Accurate as of 11/9/2022 1:34:40 PM

2022 October

Meal	Count	Rate	Amount
Breakfast			
Free Meals Served	556	2.2600	\$ 1,256.56
Reduced-Price Meals Served	180	1.9600	352.80
Paid Meals Served	2,015	0.5000	1,007.50
Total:			\$ 2,616.86
Lunch			
Free Meals Served	2,629	4.3300	\$ 11,383.57
Reduced-Price Meals Served	917	3.9300	3,603.81
Paid Meals Served	16,694	0.7700	12,854.38
Add-On for Menu Certification	20,240	0.0800	1,619.20
Total:			\$ 29,460.96
Month Total:			\$ 32,077.82

Arizona Department of Education
Child Nutrition Program

NSLP

ADE Home

National School Lunch Program - NSLP

Applications

Claims

CNP Overview

You are logged in as Lorianne Pink

Claims

Site Meal Service Summary

[? Help](#) | [Logoff](#)You are in [NSLP Home](#) > [NSLP Claims Index](#) > Site Meal Service Summary

Calendar Year:

2022



Month:

October



Canyon View Elementary School (10-02-16-104)

Sponsored by Catalina Foothills Unified District (10-02-16)

Accurate as of 11/9/2022 1:37:16 PM

2022 October

Original

Meal	Count	Rate	Amount
Breakfast			
Free Meals Served	80	2.2600	\$ 180.80
Reduced-Price Meals Served	78	1.9600	152.88
Paid Meals Served	290	0.5000	145.00
Total:			\$ 478.68
Lunch			
Free Meals Served	259	4.3300	\$ 1,121.47
Reduced-Price Meals Served	245	3.9300	962.85
Paid Meals Served	1,271	0.7700	978.67
Add-On for Menu Certification	1,775	0.0800	142.00
Total:			\$ 3,204.99
Claim Total:			\$ 3,683.67

Arizona Department of Education
Child Nutrition Program

NSLP

ADE Home

National School Lunch Program - NSLP

[Applications](#)[Claims](#)[CNP Overview](#)

You are logged in as Lorianne Pink

Claims

Site Meal Service Summary

[? Help](#) | [Logoff](#)You are in [NSLP Home](#) > [NSLP Claims Index](#) > Site Meal Service Summary

Calendar Year:

2022



Month:

October



Catalina Foothills High School (10-02-16-206)

Sponsored by Catalina Foothills Unified District (10-02-16)

Accurate as of 11/9/2022 1:37:31 PM

2022 October

Original

Meal	Count	Rate	Amount
Breakfast			
Free Meals Served	178	2.2600	\$ 402.28
Reduced-Price Meals Served	24	1.9600	47.04
Paid Meals Served	382	0.5000	191.00
Total:			\$ 640.32
Lunch			
Free Meals Served	1,053	4.3300	\$ 4,559.49
Reduced-Price Meals Served	319	3.9300	1,253.67
Paid Meals Served	6,641	0.7700	5,113.57
Add-On for Menu Certification	8,013	0.0800	641.04
Total:			\$ 11,567.77
Claim Total:			\$ 12,208.09

Arizona Department of Education
Child Nutrition Program

NSLP

ADE Home

National School Lunch Program - NSLP

[Applications](#)[Claims](#)[CNP Overview](#)

You are logged in as Lorianne Pink

Claims

Site Meal Service Summary

[? Help](#) | [Logoff](#)You are in [NSLP Home](#) > [NSLP Claims Index](#) > Site Meal Service SummaryCalendar Year:
Month: **Esperero Canyon Middle School (10-02-16-107)** Sponsored by Catalina Foothills Unified District (10-02-16)
Accurate as of 11/9/2022 1:37:53 PM

2022 October

Original

Meal	Count	Rate	Amount
Breakfast			
Free Meals Served	30	2.2600	\$ 67.80
Reduced-Price Meals Served	0	1.9600	0.00
Paid Meals Served	82	0.5000	41.00
Total:			\$ 108.80
Lunch			
Free Meals Served	269	4.3300	\$ 1,164.77
Reduced-Price Meals Served	53	3.9300	208.29
Paid Meals Served	1,294	0.7700	996.38
Add-On for Menu Certification	1,616	0.0800	129.28
Total:			\$ 2,498.72
Claim Total:			\$ 2,607.52

Arizona Department of Education
Child Nutrition Program

NSLP

ADE Home

National School Lunch Program - NSLP

[Applications](#)[Claims](#)[CNP Overview](#)

You are logged in as Lorianne Pink

Claims

Site Meal Service Summary

[? Help](#) | [Logoff](#)You are in [NSLP Home](#) > [NSLP Claims Index](#) > Site Meal Service SummaryCalendar Year:
Month:


Manzanita School (10-02-16-102)

Sponsored by Catalina Foothills Unified District (10-02-16)
Accurate as of 11/9/2022 1:38:14 PM

2022 October

Original

Meal	Count	Rate	Amount
Breakfast			
Free Meals Served	71	2.2600	\$ 160.46
Reduced-Price Meals Served	34	1.9600	66.64
Paid Meals Served	252	0.5000	126.00
Total:			\$ 353.10
Lunch			
Free Meals Served	233	4.3300	\$ 1,008.89
Reduced-Price Meals Served	113	3.9300	444.09
Paid Meals Served	2,199	0.7700	1,693.23
Add-On for Menu Certification	2,545	0.0800	203.60
Total:			\$ 3,349.81
Claim Total:			\$ 3,702.91



NSLP

ADE Home

National School Lunch Program - NSLP

Applications

Claims

CNP Overview

You are logged in as Lorianne Pink

Claims

Site Meal Service Summary

[? Help](#) | [Logoff](#)You are in [NSLP Home](#) > [NSLP Claims Index](#) > Site Meal Service Summary

Calendar Year:

2022



Month:

October



Orange Grove Middle School (10-02-16-103)

Sponsored by Catalina Foothills Unified District (10-02-16)

Accurate as of 11/9/2022 1:38:29 PM

2022 October

Original

Meal	Count	Rate	Amount
Breakfast			
Free Meals Served	35	2.2600	\$ 79.10
Reduced-Price Meals Served	3	1.9600	5.88
Paid Meals Served	102	0.5000	51.00
Total:			\$ 135.98
Lunch			
Free Meals Served	261	4.3300	\$ 1,130.13
Reduced-Price Meals Served	36	3.9300	141.48
Paid Meals Served	1,771	0.7700	1,363.67
Add-On for Menu Certification	2,068	0.0800	165.44
Total:			\$ 2,800.72
Claim Total:			\$ 2,936.70

Arizona Department of Education
Child Nutrition Program

NSLP

ADE Home

National School Lunch Program - NSLP

[Applications](#)[Claims](#)[CNP Overview](#)

You are logged in as Lorianne Pink

Claims

Site Meal Service Summary

[? Help](#) | [→ Logoff](#)You are in [NSLP Home](#) > [NSLP Claims Index](#) > Site Meal Service Summary

Calendar Year:

2022



Month:

October



Sunrise Drive Elementary School (10-02-16-101)

Sponsored by Catalina Foothills Unified District (10-02-16)

Accurate as of 11/9/2022 1:38:44 PM

2022 October

Original

Meal	Count	Rate	Amount
Breakfast			
Free Meals Served	95	2.2600	\$ 214.70
Reduced-Price Meals Served	41	1.9600	80.36
Paid Meals Served	459	0.5000	229.50
Total:			\$ 524.56
Lunch			
Free Meals Served	288	4.3300	\$ 1,247.04
Reduced-Price Meals Served	95	3.9300	373.35
Paid Meals Served	1,809	0.7700	1,392.93
Add-On for Menu Certification	2,192	0.0800	175.36
Total:			\$ 3,188.68
Claim Total:			\$ 3,713.24

Arizona Department of Education
Child Nutrition Program

NSLP

ADE Home

National School Lunch Program - NSLP

[Applications](#)[Claims](#)[CNP Overview](#)

You are logged in as Lorianne Pink

Claims

Site Meal Service Summary

[? Help](#) | [→ Logoff](#)You are in [NSLP Home](#) > [NSLP Claims Index](#) > Site Meal Service SummaryCalendar Year:
Month:

Ventana Vista Elementary School (10-02-16-108)

Sponsored by Catalina Foothills Unified District
(10-02-16)

Accurate as of 11/9/2022 1:38:58 PM

2022 October

Original

Meal	Count	Rate	Amount
Breakfast			
Free Meals Served	67	2.2600	\$ 151.42
Reduced-Price Meals Served	0	1.9600	0.00
Paid Meals Served	448	0.5000	224.00
Total:			\$ 375.42
Lunch			
Free Meals Served	266	4.3300	\$ 1,151.78
Reduced-Price Meals Served	56	3.9300	220.08
Paid Meals Served	1,709	0.7700	1,315.93
Add-On for Menu Certification	2,031	0.0800	162.48
Total:			\$ 2,850.27
Claim Total:			\$ 3,225.69



NSLP

SFSP

ADE Home

National School Lunch Program - NSLP

[Applications](#)[Claims](#)[CNP Overview](#)

You are logged in as Shawn Medford

Claims

Meal Service Summary

[Help](#) | [Logoff](#)You are in [NSLP Home](#) > [NSLP Claims Index](#) > Meal Service Summary

Calendar Year:

2022



Month:

September




Catalina Foothills Unified District (10-02-16)

Accurate as of 10/7/2022 1:45:19 PM

2022 September

Meal	Count	Rate	Amount
Breakfast			
Free Meals Served	793	2.2600	\$ 1,792.18
Reduced-Price Meals Served	271	1.9600	531.16
Paid Meals Served	2,545	0.5000	1,272.50
Total:			\$ 3,595.84
Lunch			
Free Meals Served	4,550	4.3300	\$ 19,701.50
Reduced-Price Meals Served	1,472	3.9300	5,784.96
Paid Meals Served	25,622	0.7700	19,728.94
Add-On for Menu Certification	31,644	0.0800	2,531.52
Total:			\$ 47,746.92
Month Total:			\$ 51,342.76



NSLP

SFSP

ADE Home

National School Lunch Program - NSLP

[Applications](#) [Claims](#) [CNP Overview](#)

You are logged in as Shawn Medford

Claims

Site Meal Service Summary

[? Help](#) | [Logoff](#)You are in [NSLP Home](#) > [NSLP Claims Index](#) > Site Meal Service SummaryCalendar Year:
Month:

Canyon View Elementary School (10-02-16-104)

Sponsored by Catalina Foothills Unified District (10-02-16)

Accurate as of 10/7/2022 1:46:47 PM

2022 September

Original

Meal	Count	Rate	Amount
Breakfast			
Free Meals Served	149	2.2600	\$ 336.74
Reduced-Price Meals Served	112	1.9600	219.52
Paid Meals Served	312	0.5000	156.00
Total:			\$ 712.26
Lunch			
Free Meals Served	434	4.3300	\$ 1,879.22
Reduced-Price Meals Served	375	3.9300	1,473.75
Paid Meals Served	1,890	0.7700	1,455.30
Add-On for Menu Certification	2,699	0.0800	215.92
Total:			\$ 5,024.19
Claim Total:			\$ 5,736.45

Arizona Department of Education
Child Nutrition Program

NSLP

SFSP

ADE Home

National School Lunch Program - NSLP

[Applications](#)[Claims](#)[CNP Overview](#)

You are logged in as Shawn Medford

Claims

Site Meal Service Summary

[Help](#) | [Logoff](#)You are in [NSLP Home](#) > [NSLP Claims Index](#) > Site Meal Service Summary

Calendar Year:

2022

Month:

September

Catalina Foothills High School (10-02-16-206)

Sponsored by Catalina Foothills Unified District (10-02-16)

Accurate as of 10/7/2022 1:47:15 PM

2022 September

Original

Meal	Count	Rate	Amount
Breakfast			
Free Meals Served	181	2.2600	\$ 409.06
Reduced-Price Meals Served	32	1.9600	62.72
Paid Meals Served	539	0.5000	269.50
Total:			\$ 741.28
Lunch			
Free Meals Served	1,762	4.3300	\$ 7,629.46
Reduced-Price Meals Served	545	3.9300	2,141.85
Paid Meals Served	10,097	0.7700	7,774.69
Add-On for Menu Certification	12,404	0.0800	992.32
Total:			\$ 18,538.32
Claim Total:			\$ 19,279.60



NSLP

SFSP

ADE Home

National School Lunch Program - NSLP

[Applications](#) [Claims](#) [CNP Overview](#)

You are logged in as Shawn Medford

Claims

Site Meal Service Summary

[? Help](#) | [Logoff](#)You are in [NSLP Home](#) > [NSLP Claims Index](#) > Site Meal Service Summary

Calendar Year:

2022



Month:

September

**Esperero Canyon Middle School (10-02-16-107)** Sponsored by Catalina Foothills Unified District (10-02-16)
Accurate as of 10/7/2022 1:47:34 PM

2022 September

Original

Meal	Count	Rate	Amount
Breakfast			
Free Meals Served	45	2.2600	\$ 101.70
Reduced-Price Meals Served	1	1.9600	1.96
Paid Meals Served	129	0.5000	64.50
Total:			\$ 168.16
Lunch			
Free Meals Served	496	4.3300	\$ 2,147.68
Reduced-Price Meals Served	120	3.9300	471.60
Paid Meals Served	1,992	0.7700	1,533.84
Add-On for Menu Certification	2,608	0.0800	208.64
Total:			\$ 4,361.76
Claim Total:			\$ 4,529.92



NSLP

SFSP

ADE Home

National School Lunch Program - NSLP

[Applications](#)[Claims](#)[CNP Overview](#)

You are logged in as Shawn Medford

Claims

Site Meal Service Summary

[? Help](#) | [Logoff](#)You are in [NSLP Home](#) > [NSLP Claims Index](#) > Site Meal Service Summary

Calendar Year:

2022



Month:

September



Manzanita School (10-02-16-102)

Sponsored by Catalina Foothills Unified District (10-02-16)

Accurate as of 10/7/2022 1:47:51 PM

2022 September

Original

Meal	Count	Rate	Amount
Breakfast			
Free Meals Served	85	2.2600	\$ 192.10
Reduced-Price Meals Served	63	1.9600	123.48
Paid Meals Served	271	0.5000	135.50
Total:			\$ 451.08
Lunch			
Free Meals Served	378	4.3300	\$ 1,636.74
Reduced-Price Meals Served	170	3.9300	668.10
Paid Meals Served	3,367	0.7700	2,592.59
Add-On for Menu Certification	3,915	0.0800	313.20
Total:			\$ 5,210.63
Claim Total:			\$ 5,661.71



Arizona Department of Education
Child Nutrition Program

NSLP

SFSP

ADE Home

National School Lunch Program - NSLP

Applications

Claims

CNP Overview

You are logged in as Shawn Medford

Claims

Site Meal Service Summary

[? Help](#) | [Logoff](#)You are in [NSLP Home](#) > [NSLP Claims Index](#) > Site Meal Service Summary

Calendar Year:
Month:

Orange Grove Middle School (10-02-16-103)

Sponsored by Catalina Foothills Unified District (10-02-16)
Accurate as of 10/7/2022 1:48:12 PM

2022 September

Original

Meal	Count	Rate	Amount
Breakfast			
Free Meals Served	43	2.2600	\$ 97.18
Reduced-Price Meals Served	6	1.9600	11.76
Paid Meals Served	104	0.5000	52.00
Total:			\$ 160.94
Lunch			
Free Meals Served	485	4.3300	\$ 2,100.05
Reduced-Price Meals Served	71	3.9300	279.03
Paid Meals Served	2,885	0.7700	2,221.45
Add-On for Menu Certification	3,441	0.0800	275.28
Total:			\$ 4,875.81
Claim Total:			\$ 5,036.75



NSLP

SFSP

ADE Home

National School Lunch Program - NSLP

[Applications](#) [Claims](#) [CNP Overview](#)

You are logged in as Shawn Medford

Claims

Site Meal Service Summary

[? Help](#) [Logoff](#)You are in [NSLP Home](#) > [NSLP Claims Index](#) > Site Meal Service SummaryCalendar Year:
Month:

Sunrise Drive Elementary School (10-02-16-101)

Sponsored by Catalina Foothills Unified District (10-02-16)
Accurate as of 10/7/2022 1:48:37 PM

2022 September

Original

Meal	Count	Rate	Amount
Breakfast			
Free Meals Served	180	2.2600	\$ 406.80
Reduced-Price Meals Served	56	1.9600	109.76
Paid Meals Served	639	0.5000	319.50
Total:			\$ 836.06
Lunch			
Free Meals Served	517	4.3300	\$ 2,238.61
Reduced-Price Meals Served	106	3.9300	416.58
Paid Meals Served	2,759	0.7700	2,124.43
Add-On for Menu Certification	3,382	0.0800	270.56
Total:			\$ 5,050.18
Claim Total:			\$ 5,886.24



Arizona Department of Education
Child Nutrition Program

NSLP

SFSP

ADE Home

National School Lunch Program - NSLP

Applications

Claims

CNP Overview

You are logged in as Shawn Medford

Claims

Site Meal Service Summary

[? Help](#) | [Logoff](#)You are in [NSLP Home](#) > [NSLP Claims Index](#) > Site Meal Service Summary

Calendar Year:
Month:

Ventana Vista Elementary School (10-02-16-108)

Sponsored by Catalina Foothills Unified District
(10-02-16)
Accurate as of 10/7/2022 1:48:57 PM

2022 September

Original

Meal	Count	Rate	Amount
Breakfast			
Free Meals Served	110	2.2600	\$ 248.60
Reduced-Price Meals Served	1	1.9600	1.96
Paid Meals Served	551	0.5000	275.50
Total:			\$ 526.06
Lunch			
Free Meals Served	478	4.3300	\$ 2,069.74
Reduced-Price Meals Served	85	3.9300	334.05
Paid Meals Served	2,632	0.7700	2,026.64
Add-On for Menu Certification	3,195	0.0800	255.60
Total:			\$ 4,686.03
Claim Total:			\$ 5,212.09



Arizona Department of Education
Child Nutrition Program

NSLP SFSP ADE Home

National School Lunch Program - NSLP

Applications Claims **CNP Overview**

You are logged in as Shawn Medford

Claims

Meal Service Summary

[? Help](#) | [→ Logoff](#)You are in [NSLP Home](#) > [NSLP Claims Index](#) > Meal Service SummaryCalendar Year:
Month:

Catalina Foothills Unified District (10-02-16)

Accurate as of 9/9/2022 2:28:31 PM

2022 August

Meal	Count	Rate	Amount
Breakfast			
Free Meals Served	512	2.2600	\$ 1,157.12
Reduced-Price Meals Served	142	1.9600	278.32
Paid Meals Served	1,491	0.5000	745.50
Total:			\$ 2,180.94
Lunch			
Free Meals Served	3,573	4.3300	\$ 15,471.09
Reduced-Price Meals Served	1,057	3.9300	4,154.01
Paid Meals Served	18,103	0.7700	13,939.31
Add-On for Menu Certification	22,733	0.0800	1,818.64
Total:			\$ 35,383.05
Month Total:			\$ 37,563.99



Arizona Department of Education

Child Nutrition Program

NSLP

SFSP

ADE Home

National School Lunch Program - NSLP

[Applications](#)[Claims](#)[CNP Overview](#)

You are logged in as Shawn Medford

Claims

Site Meal Service Summary

[? Help](#) | [→ Logoff](#)You are in [NSLP Home](#) > [NSLP Claims Index](#) > Site Meal Service Summary

Calendar Year:

2022

Month:

August

Canyon View Elementary School (10-02-16-104)

Sponsored by Catalina Foothills Unified District (10-02-16)

Accurate as of 9/9/2022 2:29:05 PM

2022 August

Original

Meal	Count	Rate	Amount
Breakfast			
Free Meals Served	96	2.2600	\$ 216.96
Reduced-Price Meals Served	44	1.9600	86.24
Paid Meals Served	156	0.5000	78.00
Total:			\$ 381.20
Lunch			
Free Meals Served	361	4.3300	\$ 1,563.13
Reduced-Price Meals Served	246	3.9300	966.78
Paid Meals Served	1,210	0.7700	931.70
Add-On for Menu Certification	1,817	0.0800	145.36
Total:			\$ 3,606.97
Claim Total:			\$ 3,988.17



Arizona Department of Education

Child Nutrition Program

NSLP

SFSP

ADE Home

National School Lunch Program - NSLP

[Applications](#)[Claims](#)[CNP Overview](#)

You are logged in as Shawn Medford

Claims

Site Meal Service Summary

[? Help](#) | [Logoff](#)You are in [NSLP Home](#) > [NSLP Claims Index](#) > Site Meal Service Summary

Calendar Year:

2022

Month:

August

Catalina Foothills High School (10-02-16-206)

Sponsored by Catalina Foothills Unified District (10-02-16)

Accurate as of 9/9/2022 2:29:18 PM

2022 August

Original

Meal	Count	Rate	Amount
Breakfast			
Free Meals Served	123	2.2600	\$ 277.98
Reduced-Price Meals Served	25	1.9600	49.00
Paid Meals Served	385	0.5000	192.50
Total:			\$ 519.48
Lunch			
Free Meals Served	1,293	4.3300	\$ 5,598.69
Reduced-Price Meals Served	419	3.9300	1,646.67
Paid Meals Served	6,934	0.7700	5,339.18
Add-On for Menu Certification	8,646	0.0800	691.68
Total:			\$ 13,276.22
Claim Total:			\$ 13,795.70



Arizona Department of Education

Child Nutrition Program

NSLP

SFSP

ADE Home

National School Lunch Program - NSLP

[Applications](#)[Claims](#)[CNP Overview](#)

You are logged in as Shawn Medford

Claims

Site Meal Service Summary

[? Help](#) | [Logoff](#)You are in [NSLP Home](#) > [NSLP Claims Index](#) > Site Meal Service SummaryCalendar Year:
Month: **Esperero Canyon Middle School (10-02-16-107)** Sponsored by Catalina Foothills Unified District (10-02-16)
Accurate as of 9/9/2022 2:29:31 PM

2022 August

Original

Meal	Count	Rate	Amount
Breakfast			
Free Meals Served	50	2.2600	\$ 113.00
Reduced-Price Meals Served	8	1.9600	15.68
Paid Meals Served	88	0.5000	44.00
Total:			\$ 172.68
Lunch			
Free Meals Served	444	4.3300	\$ 1,922.52
Reduced-Price Meals Served	89	3.9300	349.77
Paid Meals Served	1,514	0.7700	1,165.78
Add-On for Menu Certification	2,047	0.0800	163.76
Total:			\$ 3,601.83
Claim Total:			\$ 3,774.51



Arizona Department of Education

Child Nutrition Program

NSLP

SFSP

ADE Home

National School Lunch Program - NSLP

[Applications](#)[Claims](#)[CNP Overview](#)

You are logged in as Shawn Medford

Claims

Site Meal Service Summary

[? Help](#) | [Logoff](#)You are in [NSLP Home](#) > [NSLP Claims Index](#) > Site Meal Service Summary

Calendar Year:

2022

Month:

August

Manzanita School (10-02-16-102)

Sponsored by Catalina Foothills Unified District (10-02-16)

Accurate as of 9/9/2022 2:29:44 PM

2022 August

Original

Meal	Count	Rate	Amount
Breakfast			
Free Meals Served	54	2.2600	\$ 122.04
Reduced-Price Meals Served	35	1.9600	68.60
Paid Meals Served	110	0.5000	55.00
Total:			\$ 245.64
Lunch			
Free Meals Served	305	4.3300	\$ 1,320.65
Reduced-Price Meals Served	123	3.9300	483.39
Paid Meals Served	2,354	0.7700	1,812.58
Add-On for Menu Certification	2,782	0.0800	222.56
Total:			\$ 3,839.18
Claim Total:			\$ 4,084.82



Arizona Department of Education

Child Nutrition Program

NSLP

SFSP

ADE Home

National School Lunch Program - NSLP

[Applications](#)[Claims](#)[CNP Overview](#)

You are logged in as Shawn Medford

Claims

Site Meal Service Summary

[? Help](#) | [Logoff](#)You are in [NSLP Home](#) > [NSLP Claims Index](#) > Site Meal Service Summary

Calendar Year:

2022

Month:

August

Orange Grove Middle School (10-02-16-103)

Sponsored by Catalina Foothills Unified District (10-02-16)

Accurate as of 9/9/2022 2:29:58 PM

2022 August

Original

Meal	Count	Rate	Amount
Breakfast			
Free Meals Served	28	2.2600	\$ 63.28
Reduced-Price Meals Served	0	1.9600	0.00
Paid Meals Served	39	0.5000	19.50
Total:			\$ 82.78
Lunch			
Free Meals Served	422	4.3300	\$ 1,827.26
Reduced-Price Meals Served	57	3.9300	224.01
Paid Meals Served	2,169	0.7700	1,670.13
Add-On for Menu Certification	2,648	0.0800	211.84
Total:			\$ 3,933.24
Claim Total:			\$ 4,016.02



Arizona Department of Education

Child Nutrition Program

NSLP

SFSP

ADE Home

National School Lunch Program - NSLP

[Applications](#)[Claims](#)[CNP Overview](#)

You are logged in as Shawn Medford

Claims

Site Meal Service Summary

[? Help](#) | [Logoff](#)You are in [NSLP Home](#) > [NSLP Claims Index](#) > Site Meal Service Summary

Calendar Year:

2022

Month:

August

Sunrise Drive Elementary School (10-02-16-101)

Sponsored by Catalina Foothills Unified District (10-02-16)

Accurate as of 9/9/2022 2:30:11 PM

2022 August

Original

Meal	Count	Rate	Amount
Breakfast			
Free Meals Served	131	2.2600	\$ 296.06
Reduced-Price Meals Served	29	1.9600	56.84
Paid Meals Served	396	0.5000	198.00
Total:			\$ 550.90
Lunch			
Free Meals Served	440	4.3300	\$ 1,905.20
Reduced-Price Meals Served	73	3.9300	286.89
Paid Meals Served	1,974	0.7700	1,519.98
Add-On for Menu Certification	2,487	0.0800	198.96
Total:			\$ 3,911.03
Claim Total:			\$ 4,461.93



Arizona Department of Education
Child Nutrition Program

NSLP

SFSP

ADE Home

National School Lunch Program - NSLP

Applications

Claims

CNP Overview

You are logged in as Shawn Medford

Claims

Site Meal Service Summary

[? Help](#) | [→ Logoff](#)You are in [NSLP Home](#) > [NSLP Claims Index](#) > Site Meal Service Summary

Calendar Year: 
Month: 

Ventana Vista Elementary School (10-02-16-108)

Sponsored by Catalina Foothills Unified District
(10-02-16)
Accurate as of 9/9/2022 2:30:25 PM

2022 August

Original

Meal	Count	Rate	Amount
Breakfast			
Free Meals Served	30	2.2600	\$ 67.80
Reduced-Price Meals Served	1	1.9600	1.96
Paid Meals Served	317	0.5000	158.50
Total:			\$ 228.26
Lunch			
Free Meals Served	308	4.3300	\$ 1,333.64
Reduced-Price Meals Served	50	3.9300	196.50
Paid Meals Served	1,948	0.7700	1,499.96
Add-On for Menu Certification	2,306	0.0800	184.48
Total:			\$ 3,214.58
Claim Total:			\$ 3,442.84